

Ningbo Junsheng Electronics Co.,Ltd.

0.39" (10.0mm) Three Digit 7 Segment Display

Features:

- *Ultra segment intensity
- *Wide viewing angle
- *Range of colors
- *Gray face White segment
- *RoHS compliant

Available option:

- *Alternative face and segment color
- *Alternative font
- *Cropped terminal pins
- *Available emitting color
- *Low current version

Electro/Optical Characteristics $I_f=20mA$ $T_a=25^\circ C$

| Part Number Common Cathode | Part Number Common Anode | Emitting Color | Peak Wavelength | Forward Voltage V_f | | Luminous Intensity I_v | |
|-------------------------------|-----------------------------|---------------------------|--------------------|-----------------------|------|--------------------------|--------|
| | | | | Typ. | Max. | Min. | Typ. |
| JS3-3931CUR-21 | JS3-3931DUR-21 | AlGaInP/GaAs Super Red | 630 | 2.00 | 2.50 | 10.00 | 20.00 |
| JS3-3931CUE-21 | JS3-3931DUE-21 | AlGaInP/GaAs Ultra Red | 625 | 2.00 | 2.50 | 40.00 | 80.00 |
| JS3-3931CUA-21 | JS3-3931DUA-21 | AlGaInP/GaAs Ultra Amber | 605 | 2.00 | 2.50 | 40.00 | 60.00 |
| JS3-3931CUY-21 | JS3-3931DUY-21 | AlGaInP/GaAs Ultra Yellow | 590 | 2.00 | 2.50 | 40.00 | 60.00 |
| JS3-3931CUG-21 | JS3-3931DUG-21 | AlGaInP/GaAs Yellow Green | 574 | 2.10 | 2.50 | 10.00 | 15.00 |
| JS3-3931CPG-21 | JS3-3931DPG-21 | InGaN/SiC Pure Green | 525 | 3.30 | 3.80 | 150.00 | 200.00 |
| JS3-3931CUB-21 | JS3-3931DUB-21 | InGaN/SiC Ultra Blue | 470 | 3.30 | 3.80 | 40.00 | 50.00 |
| JS3-3931CUW-21 | JS3-3931DUW-21 | InGaN/SiC Ultra White | X-0.31/Y-0.31 | 3.30 | 3.80 | 200.00 | 400.00 |
| Units | | | nm | V | | mcd | |

Maximum Ratings $T_a=25^\circ C$ (Derate above $25^\circ C$)

| Characteristic | Test Condition | Symbol | UR | UE | UA | UY | UG | PG | UB | UW | Units |
|--------------------------------|------------------------------------|-----------|------------|-----|-----|-----|-----|-----|-----|-----|------------|
| Pulse Forward Current Per Seg. | 1/10 duty cycle 0.1ms Pulse width | I_{FP} | 100 | 100 | 100 | 100 | 100 | 100 | 100 | 100 | mA |
| DC Forward Current Per Seg. | | I_F | 30 | 30 | 30 | 30 | 30 | 30 | 30 | 30 | mA |
| Reverse Current Per Seg. | $V_R=5V$ | I_R | 10 | 10 | 10 | 10 | 10 | 10 | 10 | 10 | μA |
| Power Dissipation | | P_D | 36 | 40 | 42 | 42 | 44 | 66 | 66 | 66 | mW |
| Operating Temperature | | T_{OPR} | -40 to +80 | | | | | | | | $^\circ C$ |
| Storage Temperature | | T_{TSG} | -40 to +85 | | | | | | | | $^\circ C$ |
| Lead soldering temperature | 1.60mm from body maximum 3 seconds | | 260 | | | | | | | | $^\circ C$ |

Checked

Becky Sun

Approved

Jason Lou

Date

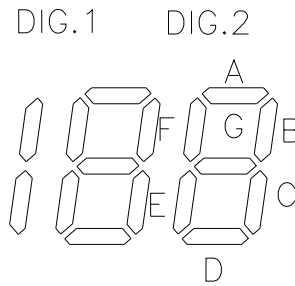
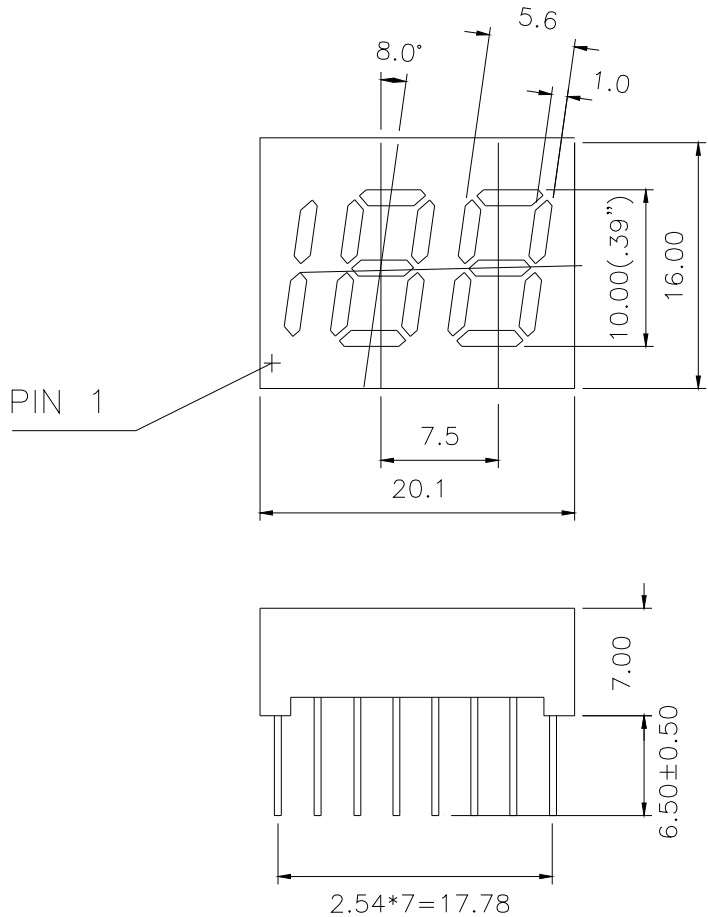
Aug/14/2013

PAGE 1 / 2

Ningbo Junsheng Electronics Co.,Ltd.

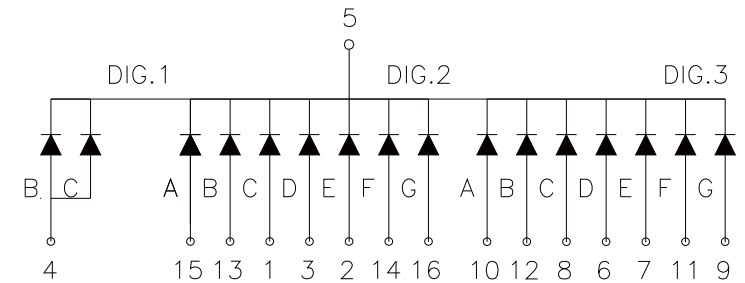
0.39" (10.0mm) Three Digit 7 Segment Display

PACKAGE DIMENSION

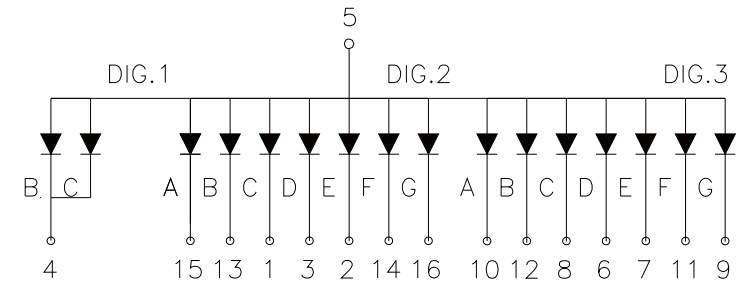


INTERNAL CIRCUIT DIAGRAM

Common Cathode JS3-3931Cx



Common Anode JS3-3931Dx



Tolerance $\pm 0.25\text{mm}$ unless stated