

Ningbo Junsheng Electronics Co.,Ltd.

0.28 " (7.00mm) Four Digit 7 Segment Display

Features:

- *Ultra segment intensity
- *Wide viewing angle
- *Range of colors
- *Gray face White segment
- *RoHS compliant

Available option:

- *Alternative face and segment color
- *Alternative font
- *Cropped terminal pins
- *Available emitting color
- *Low current version

Electro/Optical Characteristics If=20mA Ta=25°C

| Part Number Common Cathode | Part Number Common Anode | Emitting Color | Peak Wavelength | Forward Voltage Vf | | Luminous Intensity Iv | |
|-------------------------------|-----------------------------|---------------------------|--------------------|--------------------|------|-----------------------|--------|
| | | | | Typ. | Max. | Min. | Typ. |
| JS4-2843CUR-21 | JS4-2843DUR-21 | AlGaInP/GaAs Super Red | 630 | 2.00 | 2.50 | 10.00 | 20.00 |
| JS4-2843CUE-21 | JS4-2843DUE-21 | AlGaInP/GaAs Ultra Red | 625 | 2.00 | 2.50 | 40.00 | 80.00 |
| JS4-2843CUA-21 | JS4-2843DUA-21 | AlGaInP/GaAs Ultra Amber | 605 | 2.00 | 2.50 | 40.00 | 60.00 |
| JS4-2843CUY-21 | JS4-2843DUY-21 | AlGaInP/GaAs Ultra Yellow | 590 | 2.00 | 2.50 | 40.00 | 60.00 |
| JS4-2843CUG-21 | JS4-2843DUG-21 | AlGaInP/GaAs Yellow Green | 574 | 2.10 | 2.50 | 10.00 | 15.00 |
| JS4-2843CPG-21 | JS4-2843DPG-21 | InGaN/SiC Pure Green | 525 | 3.30 | 3.80 | 150.00 | 200.00 |
| JS4-2843CUB-21 | JS4-2843DUB-21 | InGaN/SiC Ultra Blue | 470 | 3.30 | 3.80 | 40.00 | 50.00 |
| JS4-2843CUW-21 | JS4-2843DUW-21 | InGaN/SiC Ultra White | X-0.31/Y-0.31 | 3.30 | 3.80 | 200.00 | 400.00 |
| Units | | | nm | V | | mcd | |

Maximum Ratings Ta=25°C (Derate above 25°C)

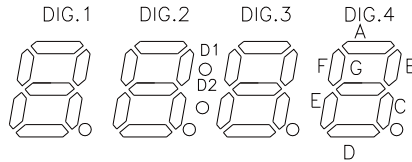
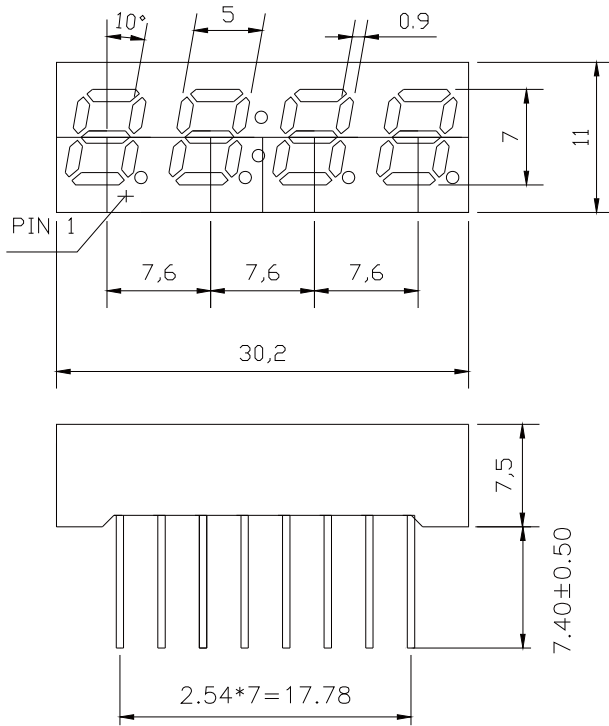
| Characteristic | Test Condition | Symbol | UR | UE | UA | UY | UG | PG | UB | UW | Units |
|--------------------------------|------------------------------------|------------------|------------|-----|-----|-----|-----|-----|-----|-----|-------|
| Pulse Forward Current Per Seg. | 1/10 duty cycle 0.1ms Pulse width | I _{FP} | 100 | 100 | 100 | 100 | 100 | 100 | 100 | 100 | mA |
| DC Forward Current Per Seg. | | I _F | 30 | 30 | 30 | 30 | 30 | 30 | 30 | 30 | mA |
| Reverse Current Per Seg. | V _R =5V | I _R | 10 | 10 | 10 | 10 | 10 | 10 | 10 | 10 | μA |
| Power Dissipation | | P _D | 36 | 40 | 42 | 42 | 44 | 66 | 66 | 66 | mW |
| Operating Temperature | | T _{OPR} | -40 to +80 | | | | | | | | °C |
| Storage Temperature | | T _{TSG} | -40 to +85 | | | | | | | | °C |
| Lead soldering temperature | 1.60mm from body maximum 3 seconds | | 260 | | | | | | | | °C |

| | | | | | | |
|---------|-----------|----------|-----------|------|-------------|------------|
| Checked | Becky Sun | Approved | Jason Lou | Date | Aug/14/2013 | PAGE 1 / 2 |
|---------|-----------|----------|-----------|------|-------------|------------|

Ningbo Junsheng Electronics Co.,Ltd.

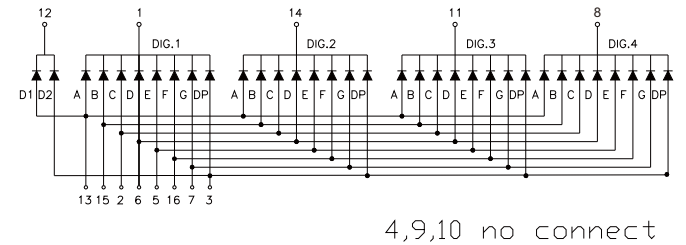
0.28 " (7.00mm) Four Digit 7 Segment Display

PACKAGE DIMENSION

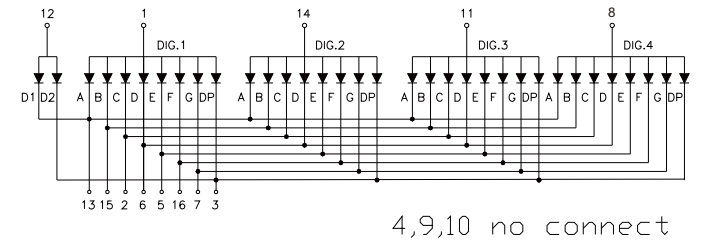


INTERNAL CIRCUIT DIAGRAM

Common Cathode JS4-2843Cx



Common Anode JS4-2843Dx



Tolerance ±0.25mm unless stated