

# Ningbo Junsheng Electronics Co.,Ltd.

## 0.56" (14.20mm) Four Digit 7 Segment Display

### Features:

- \*Ultra segment intensity
- \*Wide viewing angle
- \*Range of colors
- \*Gray face White segment
- \*RoHS compliant

### Available option:

- \*Alternative face and segment color
- \*Alternative font
- \*Cropped terminal pins
- \*Available emitting color
- \*Low current version

### Electro/Optical Characteristics $I_f=20mA$ $T_a=25^\circ C$

Part Number Common Cathode	Part Number Common Anode	Emitting Color	Peak Wavelength	Forward Voltage $V_f$		Luminous Intensity $I_v$	
				Typ.	Max.	Min.	Typ.
JS4-5641EUR-21	JS4-5641FUR-21	AlGaInP/GaAs Super Red	630	2.00	2.50	10.00	20.00
JS4-5641EUE-21	JS4-5641FUE-21	AlGaInP/GaAs Ultra Red	625	2.00	2.50	40.00	80.00
JS4-5641EUA-21	JS4-5641FUA-21	AlGaInP/GaAs Ultra Amber	605	2.00	2.50	40.00	60.00
JS4-5641EUY-21	JS4-5641FUY-21	AlGaInP/GaAs Ultra Yellow	590	2.00	2.50	40.00	60.00
JS4-5641EUG-21	JS4-5641FUG-21	AlGaInP/GaAs Yellow Green	574	2.10	2.50	10.00	15.00
JS4-5641EPG-21	JS4-5641FPG-21	InGaN/SiC Pure Green	525	3.30	3.80	150.00	200.00
JS4-5641EUB-21	JS4-5641FUB-21	InGaN/SiC Ultra Blue	470	3.30	3.80	40.00	50.00
JS4-5641EUW-21	JS4-5641FUW-21	InGaN/SiC Ultra White	X-0.31/Y-0.31	3.30	3.80	200.00	400.00
Units			nm	V		mcd	

### Maximum Ratings $T_a=25^\circ C$ (Derate above $25^\circ C$ )

Characteristic	Test Condition	Symbol	UR	UE	UA	UY	UG	PG	UB	UW	Units
Pulse Forward Current Per Seg.	1/10 duty cycle 0.1ms Pulse width	$I_{FP}$	100	100	100	100	100	100	100	100	mA
DC Forward Current Per Seg.		$I_F$	30	30	30	30	30	30	30	30	mA
Reverse Current Per Seg.	$V_R=5V$	$I_R$	10	10	10	10	10	10	10	10	$\mu A$
Power Dissipation		$P_D$	36	40	42	42	44	66	66	66	mW
Operating Temperature		$T_{OPR}$	-40 to +80								$^\circ C$
Storage Temperature		$T_{TSG}$	-40 to +85								$^\circ C$
Lead soldering temperature	1.60mm from body maximum 3 seconds		260								$^\circ C$

Checked

Becky Sun

Approved

Jason Lou

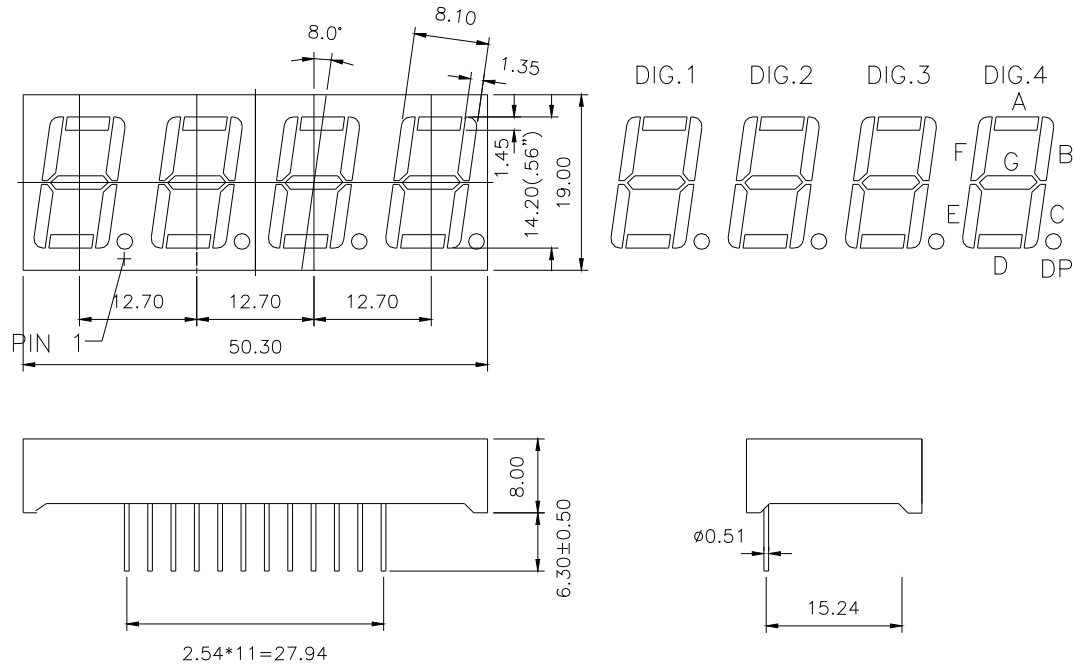
Date

Aug/14/2013

PAGE 1 / 2

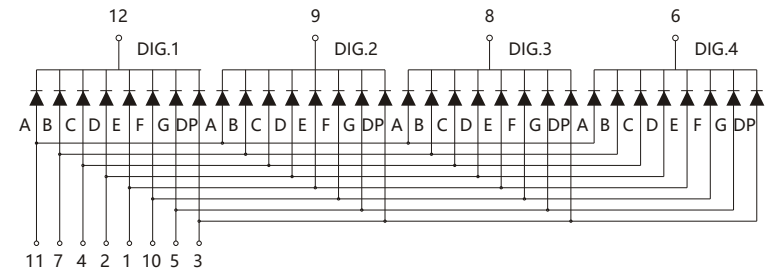
0.56" (14.20mm) Four Digit 7 Segment Display

**PACKAGE DIMENSION**

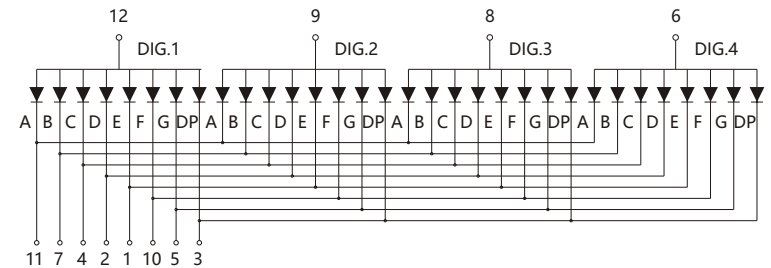


**INTERNAL CIRCUIT DIAGRAM**

Common Cathode  
JS4-5641Ex



Common Anode  
JS4-5641Fx



Tolerance ±0.25mm unless stated

Checked

Becky Sun

Approved

Jason Lou

Date

Aug/14/2013

PAGE 2 /2