

Ningbo Junsheng Electronics Co.,Ltd.

4.00" (10.00mm)5x7 single color dot matrix Display

Features:

- *Ultra dot intensity
- *Wide viewing angle
- *Range of colors
- *Gray face White segment
- *RoHS compliant

Available option:

- *Alternative face and dot color
- *Cropped terminal pins
- *Available emitting color
- *Low current version

Electro/Optical Characteristics If=20mA Ta=25°C

Part Number Common Cathode	Part Number Common Anode	Emitting Color	Peak Wavelength	Forward Voltage Vf		Luminous Intensity Iv	
				Typ.	Max.	Min.	Typ.
JSD-40571CUR-21	JSD-40571DUR-21	AlGaInP/GaAs Super Red	630	2.00	2.50	30.00	60.00
JSD-40571CUE-21	JSD-40571DUE-21	AlGaInP/GaAs Ultra Red	625	2.00	2.50	120.00	240.00
JSD-40571CUA-21	JSD-40571DUA-21	AlGaInP/GaAs Ultra Amber	605	2.00	2.50	120.00	180.00
JSD-40571CUY-21	JSD-40571DUY-21	AlGaInP/GaAs Ultra Yellow	590	2.00	2.50	120.00	180.00
JSD-40571CUG-21	JSD-40571DUG-21	AlGaInP/GaAs Yellow Green	574	2.10	2.50	30.00	45.00
JSD-40571CPG-21	JSD-40571DPG-21	InGaN/SiC Pure Green	525	3.30	3.80	450.00	600.00
JSD-40571CUB-21	JSD-40571DUB-21	InGaN/SiC Ultra Blue	470	3.30	3.80	120.00	150.00
JSD-40571CUW-21	JSD-40571DUW-21	InGaN/SiC Ultra White	X-0.31/Y-0.31	3.30	3.80	600.00	1200.00
Units			nm	V		mcd	

Maximum Ratings Ta=25°C (Derate above 25°C)

Characteristic	Test Condition	Symbol	UR	UE	UA	UY	UG	PG	UB	UW	Units
Pulse Forward Current Per Seg.	1/10 duty cycle 0.1ms Pulse width	I _{FP}	100	100	100	100	100	100	100	100	mA
DC Forward Current Per Seg.		I _F	30	30	30	30	30	30	30	30	mA
Reverse Current Per Seg.	V _R =5V	I _R	10	10	10	10	10	10	10	10	μA
Power Dissipation		P _D	36	40	42	42	44	66	66	66	mW
Operating Temperature		T _{OPR}	-40 to +80								°C
Storage Temperature		T _{TSG}	-40 to +85								°C
Lead soldering temperature	1.60mm from body maximum 3 seconds		260								°C

Checked

Becky Sun

Approved

Jason Lou

Date

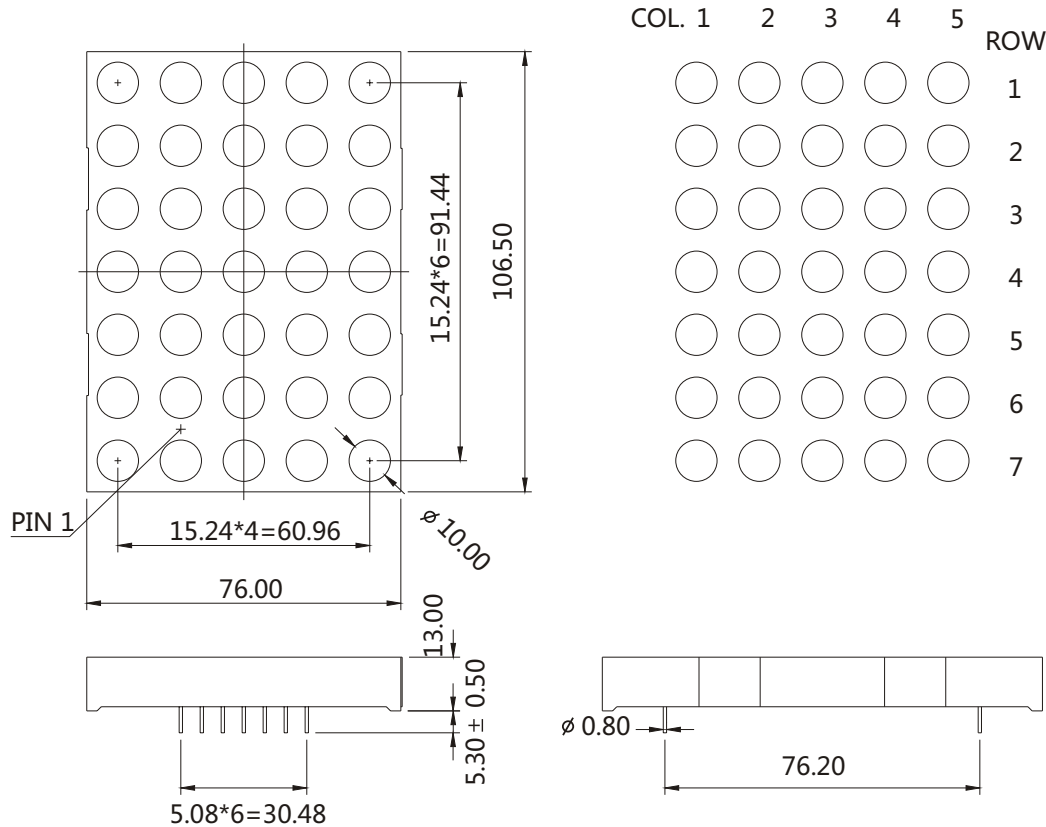
Aug/14/2013

PAGE 1 / 2

Ningbo Junsheng Electronics Co.,Ltd.

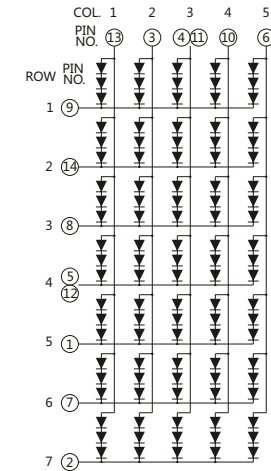
4.00" (10.00mm) 5x7 single color dot matrix Display

PACKAGE DIMENSION

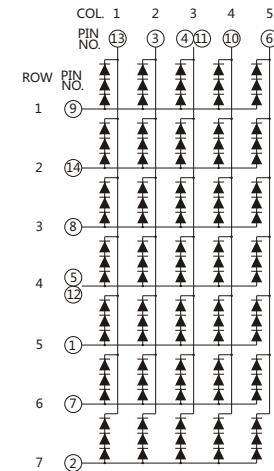


INTERNAL CIRCUIT DIAGRAM

Row Cathode
Column Anode
JSD-40571Cx



Row Anode
Column Cathode
JSD-40571Dx



Tolerance ± 0.25mm unless stated

Checked

Becky Sun

Approved

Jason Lou

Date

Aug/14/2013

PAGE 2 / 2