

# Ningbo Junsheng Electronics Co.,Ltd.

## 4.00" (10.00mm)5x7 single color dot matrix Display

### Features:

- \*Ultra segment intensity
- \*Wide viewing angle
- \*Range of colors
- \*Gray/Black face White segment
- \*RoHS compliant

### Available option:

- \*Alternative face and segment color
- \*Alternative font
- \*Cropped terminal pins
- \*Available emitting color
- \*Low current version

### Electro/Optical Characteristics If=20mA Ta=25°C

Part Number Common Cathode	Part Number Common Anode	Emitting Color	Peak Wavelength	Forward Voltage Vf		Luminous Intensity Iv	
				Typ.	Max.	Min.	Typ.
JSD-40571CUR	JSD-40571DUR	AlGaInP/GaAs Ultra Red	635	2.00	2.50	60.00	120.00
JSD-40571CUE	JSD-40571DUE	AlGaInP/GaAs Super Red	625	2.00	2.50	120.00	240.00
JSD-40571CUA	JSD-40571DUA	AlGaInP/GaAs Ultra Amber	605	2.00	2.50	120.00	180.00
JSD-40571CUY	JSD-40571DUY	AlGaInP/GaAs Ultra Yellow	590	2.00	2.50	120.00	180.00
JSD-40571CUG	JSD-40571DUG	AlGaInP/GaAs Yellow Green	574	2.10	2.50	30.00	60.00
JSD-40571CPG	JSD-40571DPG	InGaN/SiC Pure Green	525	3.30	3.80	450.00	600.00
JSD-40571CUB	JSD-40571DUB	InGaN/SiC Ultra Blue	470	3.30	3.80	120.00	240.00
Units			nm	V		mcd	

### Maximum Ratings Ta=25°C (Derate above 25°C)

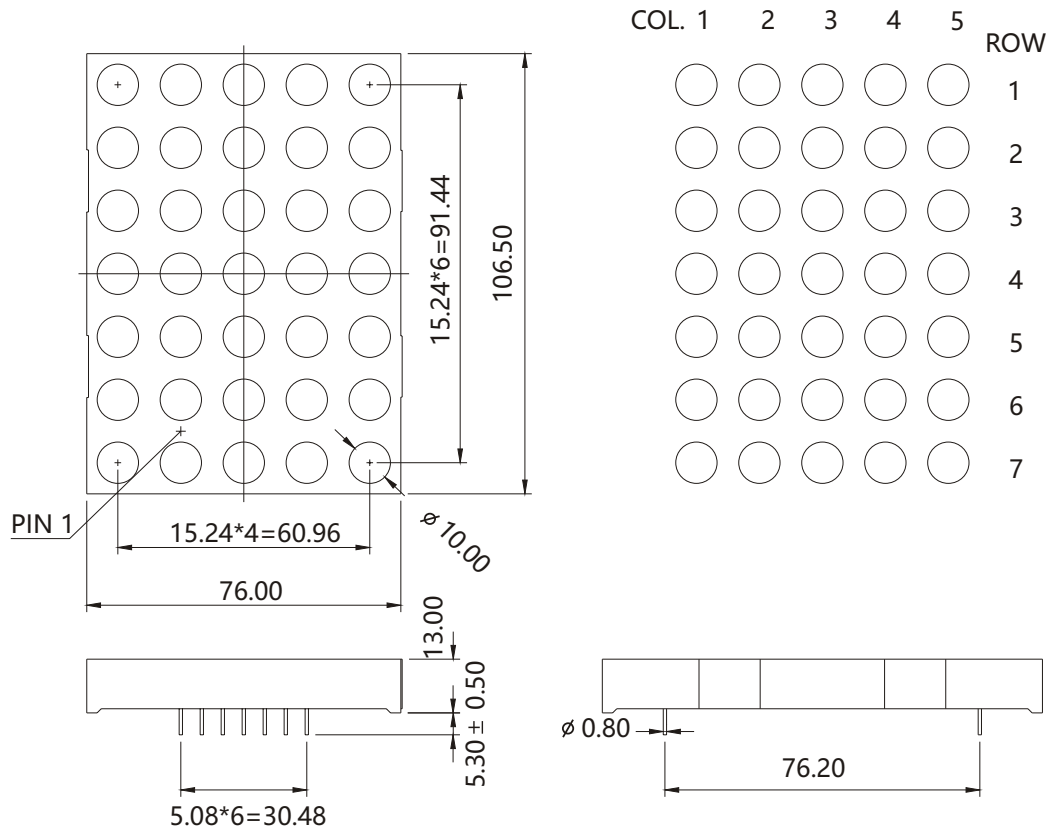
Characteristic	Test Condition	Symbol	UR	UE	UA	UY	UG	PG	UB	UW	Units
Pulse Forward Current Per Seg.	1/10 duty cycle 0.1ms Pulse width	I <sub>FP</sub>	100	100	100	100	100	100	100	100	mA
DC Forward Current Per Seg.		I <sub>F</sub>	30	30	30	30	30	30	30	30	mA
Reverse Current Per Seg.	V <sub>R</sub> =5V	I <sub>R</sub>	10	10	10	10	10	10	10	10	μA
Power Dissipation		P <sub>D</sub>	36	40	42	42	44	66	66	66	mW
Operating Temperature		T <sub>OPR</sub>	-40 to +80								°C
Storage Temperature		T <sub>TSG</sub>	-40 to +85								°C
Lead soldering temperature	1.60mm from body maximum 3 seconds		260								°C

Checked	Becky Sun	Approved	Jason Lou	Date	Aug/14/2013	PAGE 1 /2
---------	-----------	----------	-----------	------	-------------	-----------

# Ningbo Junsheng Electronics Co.,Ltd.

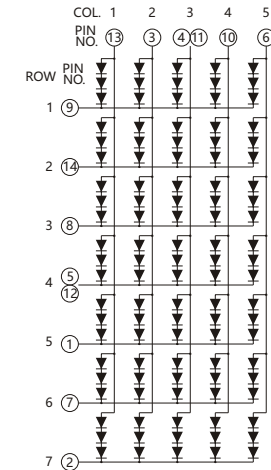
## 4.00" (10.00mm) 5x7 single color dot matrix Display

### PACKAGE DIMENSION

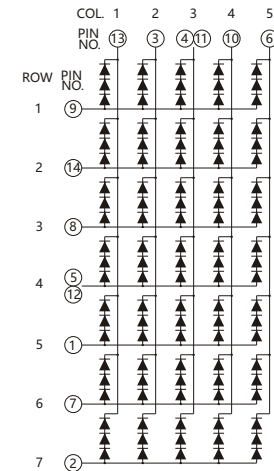


### INTERNAL CIRCUIT DIAGRAM

Row Cathode  
Column Anode  
JSD-40571Cx



Row Anode  
Column Cathode  
JSD-40571Dx



Tolerance  $\pm 0.25$ mm unless stated

Checked

Becky Sun

Approved

Jason Lou

Date

Aug/14/2013

PAGE 2 /2