

Ningbo Junsheng Electronics Co.,Ltd.

3.40" (7.62mm)5x8 single color dot matrix Display

Features:

- *Ultra segment intensity
- *Wide viewing angle
- *Range of colors
- *Gray/Black face White segment
- *RoHS compliant

Available option:

- *Alternative face and segment color
- *Alternative font
- *Cropped terminal pins
- *Available emitting color
- *Low current version

Electro/Optical Characteristics If=20mA Ta=25°C

Part Number Common Cathode	Part Number Common Anode	Emitting Color	Peak Wavelength	Forward Voltage Vf		Luminous Intensity Iv	
				Typ.	Max.	Min.	Typ.
JSD-34581AUR	JSD-34581BUR	AlGaInP/GaAs Ultra Red	635	2.00	2.50	40.00	80.00
JSD-34581AUE	JSD-34581BUE	AlGaInP/GaAs Super Red	625	2.00	2.50	80.00	160.00
JSD-34581AUA	JSD-34581BUA	AlGaInP/GaAs Ultra Amber	605	2.00	2.50	80.00	120.00
JSD-34581AUY	JSD-34581BUY	AlGaInP/GaAs Ultra Yellow	590	2.00	2.50	80.00	120.00
JSD-34581AUG	JSD-34581BUG	AlGaInP/GaAs Yellow Green	574	2.10	2.50	20.00	40.00
JSD-34581APG	JSD-34581BPG	InGaN/SiC Pure Green	525	3.30	3.80	300.00	400.00
JSD-34581AUB	JSD-34581BUB	InGaN/SiC Ultra Blue	470	3.30	3.80	80.00	160.00
Units			nm	V		mcd	

Maximum Ratings Ta=25°C (Derate above 25°C)

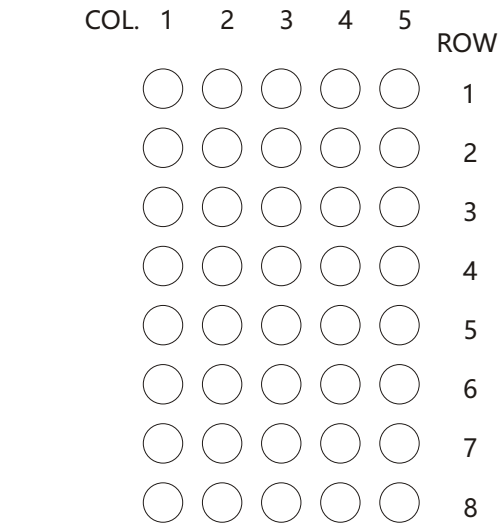
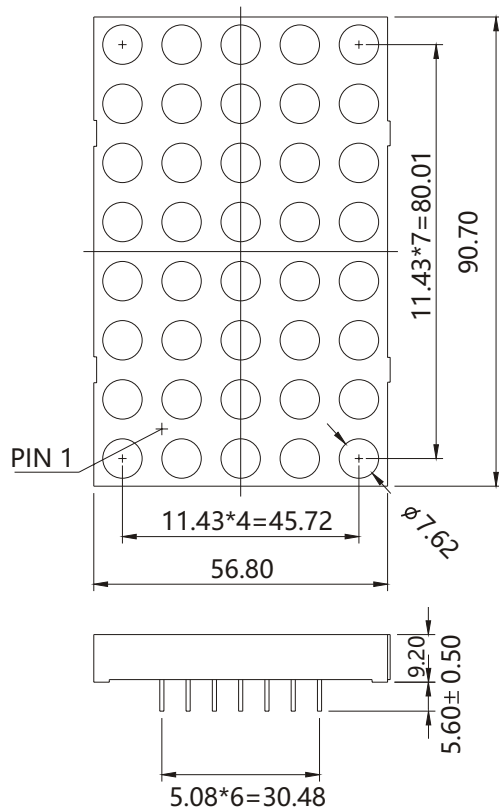
Characteristic	Test Condition	Symbol	UR	UE	UA	UY	UG	PG	UB	UW	Units
Pulse Forward Current Per Seg.	1/10 duty cycle 0.1ms Pulse width	I _{FP}	100	100	100	100	100	100	100	100	mA
DC Forward Current Per Seg.		I _F	30	30	30	30	30	30	30	30	mA
Reverse Current Per Seg.	V _R =5V	I _R	10	10	10	10	10	10	10	10	μA
Power Dissipation		P _D	36	40	42	42	44	66	66	66	mW
Operating Temperature		T _{OPR}	-40 to +80								°C
Storage Temperature		T _{TSG}	-40 to +85								°C
Lead soldering temperature	1.60mm from body maximum 3 seconds		260								°C

Checked	Becky Sun	Approved	Jason Lou	Date	Aug/14/2013	PAGE 1 /2
---------	-----------	----------	-----------	------	-------------	-----------

Ningbo Junsheng Electronics Co.,Ltd.

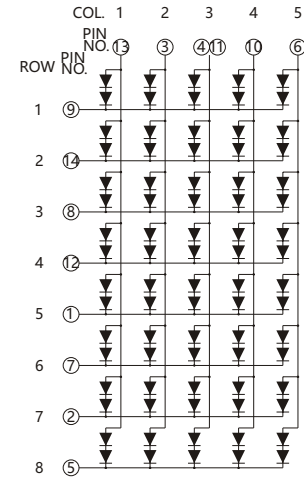
3.40" (7.62mm) 5x8 single color dot matrix Display

PACKAGE DIMENSION

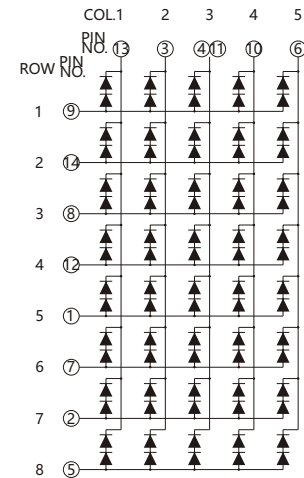


INTERNAL CIRCUIT DIAGRAM

Row Cathode
 Column Anode
 JSD-34581Ax



Row Anode
 Column Cathode
 JSD-34581Bx



Tolerance $\pm 0.25\text{mm}$ unless stated

Checked

Becky Sun

Approved

Jason Lou

Date

Aug/14/2013

PAGE 2 /2