

Ningbo Junsheng Electronics Co.,Ltd.

2.30 " (5.00mm)5x8 bi-color dot matrix Display

Features:

- *Ultra segment intensity
- *Wide viewing angle
- *Range of colors
- *Gray/Black face White segment
- *RoHS compliant

Available option:

- *Alternative face and segment color
- *Alternative font
- *Cropped terminal pins
- *Available emitting color
- *Low current version

Electro/Optical Characteristics If=20mA Ta=25°C

Part Number Common Cathode	Part Number Common Anode	Emitting Colors	Peak Wavelength	Forward Voltage V		Luminous Intensity Iv	
				Typ.	Max.	Min.	Typ.
JSD-23581AURUG	JSD-23581BURUG	AlGaInP/GaAs Ultra Red	635	2.00	2.50	20.00	40.00
		AlGaInP/GaAs Yellow Green	574	2.10	2.50	10.00	20.00
JSD-23581AUEPG	JSD-23581BUEPG	AlGaInP/GaAs Super Red	625	2.00	2.50	40.00	80.0
		InGaN/SiC Pure Green	525	3.30	3.80	150.00	200.00
JSD-23581AUEUB	JSD-23581BUEUB	AlGaInP/GaAs Ultra Red	625	2.00	2.50	40.00	80.0
		InGaN/SiC Ultra Blue	470	3.30	3.80	40.00	80.0
Units			nm	V		mcd	

Maximum Ratings Ta=25 C (Derate above 25 C)

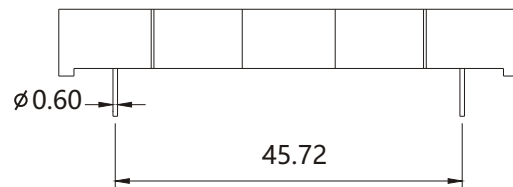
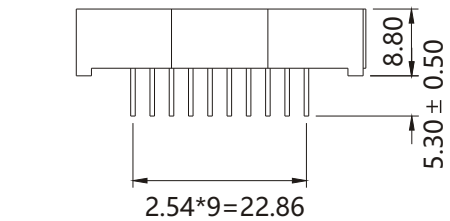
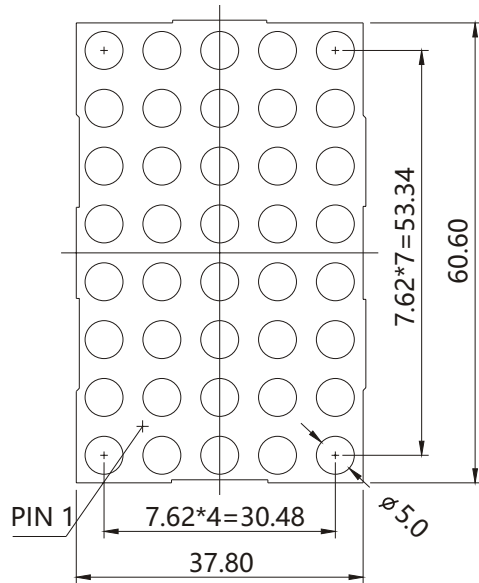
Characteristic	Test Condition	Symbol	UR	UE	UG	UB	PG	Units
Pulse Forward Current Per Seg.	1/10 duty cycle 0.1ms Pulse width	I _{FP}	100	100	100	100	100	mA
DC Forward Current Per Seg.		I _F	30	30	30	30	30	mA
Reverse Current Per Seg.	V _R =5V	I _R	10	10	10	10	10	μA
Power Dissipation		P _D	36	40	44	66	66	mW
Operating Temperature		T _{OPR}	-40 to +80					°C
Storage Temperature		T _{TSG}	-40 to +85					°C
Lead soldering temperature	1.60mm from body maximum 3 seconds		260					°C

Checked	Becky Sun	Approved	Jason Lou	Date	Aug/14/2013	PAGE 1 /2
---------	-----------	----------	-----------	------	-------------	-----------

Ningbo Junsheng Electronics Co.,Ltd.


2.30 " (5.00mm) 5x8 bi-color dot matrix Display

PACKAGE DIMENSION



Tolerance ± 0.25 mm unless stated

INTERNAL CIRCUIT DIAGRAM



Row Cathode
Column Anode
JSD-23581Axx

