

Ningbo Junsheng Electronics Co.,Ltd.

1.0 " (2.54mm)5x7 single color dot matrix Display

Features:

- *Ultra segment intensity
- *Wide viewing angle
- *Range of colors
- *Gray/Black face White segment
- *RoHS compliant

Available option:

- *Alternative face and segment color
- *Alternative font
- *Cropped terminal pins
- *Available emitting color
- *Low current version

Electro/Optical Characteristics If=20mA Ta=25°C

| Part Number Common Cathode | Part Number Common Anode | Emitting Color | Peak Wavelength | Forward Voltage Vf | | Luminous Intensity Iv | |
|-------------------------------|-----------------------------|---------------------------|--------------------|--------------------|------|-----------------------|--------|
| | | | | Typ. | Max. | Min. | Typ. |
| JSD-10571CUR | JSD-10571DUR | AlGaInP/GaAs Ultra Red | 635 | 2.00 | 2.50 | 20.00 | 40.00 |
| JSD-10571CUE | JSD-10571DUE | AlGaInP/GaAs Super Red | 625 | 2.00 | 2.50 | 40.00 | 80.00 |
| JSD-10571CUA | JSD-10571DUA | AlGaInP/GaAs Ultra Amber | 605 | 2.00 | 2.50 | 40.00 | 60.00 |
| JSD-10571CUY | JSD-10571DUY | AlGaInP/GaAs Ultra Yellow | 590 | 2.00 | 2.50 | 40.00 | 60.00 |
| JSD-10571CUG | JSD-10571DUG | AlGaInP/GaAs Yellow Green | 574 | 2.10 | 2.50 | 10.00 | 20.00 |
| JSD-10571CPG | JSD-10571DPG | InGaN/SiC Pure Green | 525 | 3.30 | 3.80 | 150.00 | 200.00 |
| JSD-10571CUB | JSD-10571DUB | InGaN/SiC Ultra Blue | 470 | 3.30 | 3.80 | 40.00 | 80.00 |
| JSD-10571CUW | JSD-10571DUW | InGaN/SiC Ultra White | X-0.31/Y-0.31 | 3.30 | 3.80 | 200.00 | 400.00 |
| Units | | | nm | V | | mcd | |

Maximum Ratings Ta=25°C (Derate above 25°C)

| Characteristic | Test Condition | Symbol | UR | UE | UA | UY | UG | PG | UB | UW | Units |
|--------------------------------|------------------------------------|------------------|------------|-----|-----|-----|-----|-----|-----|-----|-------|
| Pulse Forward Current Per Seg. | 1/10 duty cycle 0.1ms Pulse width | I _{FP} | 100 | 100 | 100 | 100 | 100 | 100 | 100 | 100 | mA |
| DC Forward Current Per Seg. | | I _F | 30 | 30 | 30 | 30 | 30 | 30 | 30 | 30 | mA |
| Reverse Current Per Seg. | V _R =5V | I _R | 10 | 10 | 10 | 10 | 10 | 10 | 10 | 10 | μA |
| Power Dissipation | | P _D | 36 | 40 | 42 | 42 | 44 | 66 | 66 | 66 | mW |
| Operating Temperature | | T _{OPR} | -40 to +80 | | | | | | | | °C |
| Storage Temperature | | T _{TSG} | -40 to +85 | | | | | | | | °C |
| Lead soldering temperature | 1.60mm from body maximum 3 seconds | | 260 | | | | | | | | °C |

Checked

Becky Sun

Approved

Jason Lou

Date

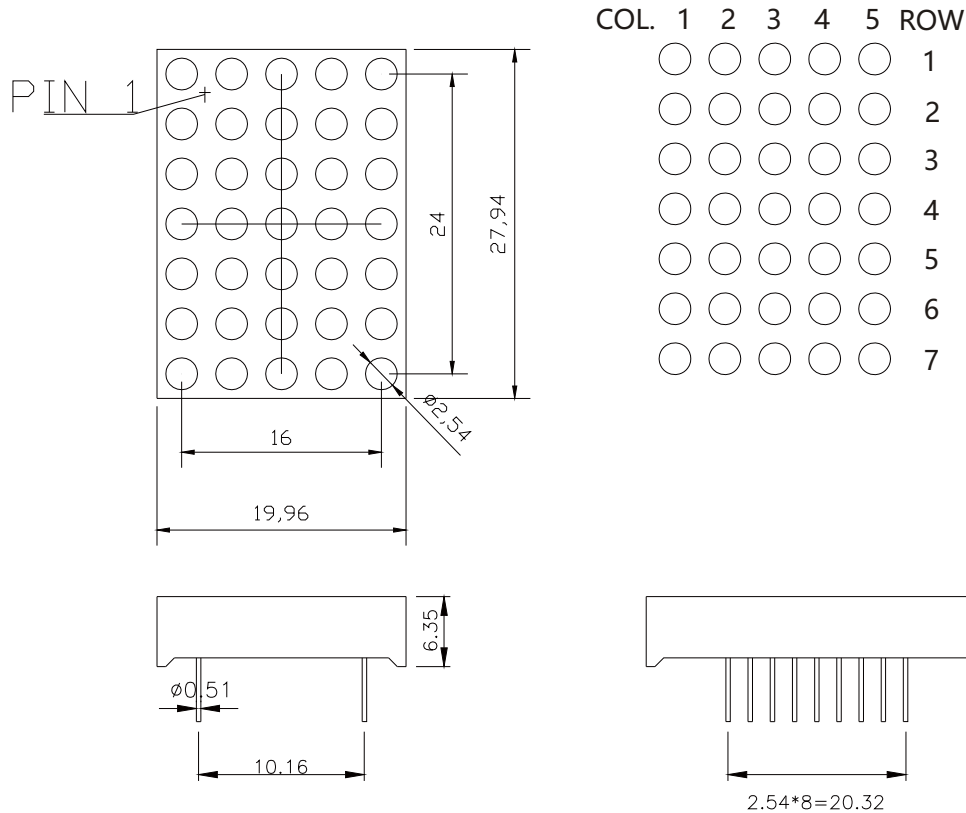
Aug/14/2013

PAGE 1 /2

Ningbo Junsheng Electronics Co.,Ltd.

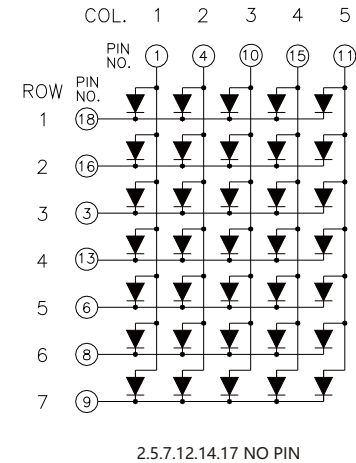
1.0 "(2.54mm)5x7 single color dot matrix Display

PACKAGE DIMENSION

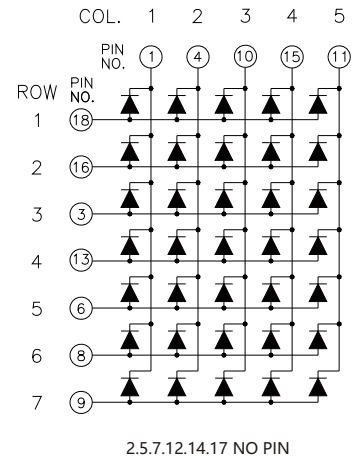


INTERNAL CIRCUIT DIAGRAM

Row Cathode
Column Anode
JSD-10571Cx



Row Anode
Column Cathode
JSD-10571Dx



Tolerance ± 0.25 mm unless stated

Checked

Becky Sun

Approved

Jason Lou

Date

Aug/14/2013

PAGE 2 / 2