

# Ningbo Junsheng Electronics Co.,Ltd.

## 0.30"(7.80mm)Single Digit 7 Segment Display

### Features:

- \*Ultra segment intensity
- \*Wide viewing angle
- \*Range of colors
- \*Gray/Black face White segment
- \*RoHS compliant

### Available option:

- \*Alternative face and segment color
- \*Alternative font
- \*Cropped terminal pins
- \*Available emitting color
- \*Low current version

### Electro/Optical Characteristics If=20mA Ta=25°C

Part Number Common Cathode	Part Number Common Anode	Emitting Color	Peak Wavelength	Forward Voltage V <sub>F</sub>		Luminous Intensity I <sub>v</sub>	
				Typ.	Max.	Min.	Typ.
JSD-3011AUR	JSD-3011BUR	AlGaInP/GaAs Ultra Red	635	2.00	2.50	20.00	40.00
JSD-3011AUE	JSD-3011BUE	AlGaInP/GaAs Super Red	625	2.00	2.50	40.00	80.00
JSD-3011AUA	JSD-3011BUA	AlGaInP/GaAs Ultra Amber	605	2.00	2.50	40.00	60.00
JSD-3011AUY	JSD-3011BUY	AlGaInP/GaAs Ultra Yellow	590	2.00	2.50	40.00	60.00
JSD-3011AUG	JSD-3011BUG	AlGaInP/GaAs Yellow Green	574	2.10	2.50	10.00	20.00
JSD-3011APG	JSD-3011BPG	InGaN/SiC Pure Green	525	3.30	3.80	150.00	200.00
JSD-3011AUB	JSD-3011BUB	InGaN/SiC Ultra Blue	470	3.30	3.80	40.00	80.00
JSD-3011AUW	JSD-3011BUW	InGaN/SiC Ultra White	X-0.31/Y-0.31	3.30	3.80	200.00	400.00
Units			nm	V		mcd	

### Maximum Ratings Ta=25°C (Derate above 25°C)

Characteristic	Test Condition	Symbol	UR	UE	UA	UY	UG	PG	UB	UW	Units
Pulse Forward Current Per Seg.	1/10 duty cycle 0.1ms Pulse width	I <sub>FP</sub>	100	100	100	100	100	100	100	100	mA
DC Forward Current Per Seg.		I <sub>F</sub>	30	30	30	30	30	30	30	30	mA
Reverse Current Per Seg.	V <sub>R</sub> =5V	I <sub>R</sub>	10	10	10	10	10	10	10	10	μA
Power Dissipation		P <sub>D</sub>	36	40	42	42	44	66	66	66	mW
Operating Temperature		T <sub>OPR</sub>	-40 to +80								°C
Storage Temperature		T <sub>TSG</sub>	-40 to +85								°C
Lead soldering temperature	1.60mm from body maximum 3 seconds		260								°C

Checked

Becky Sun

Approved

Jason Lou

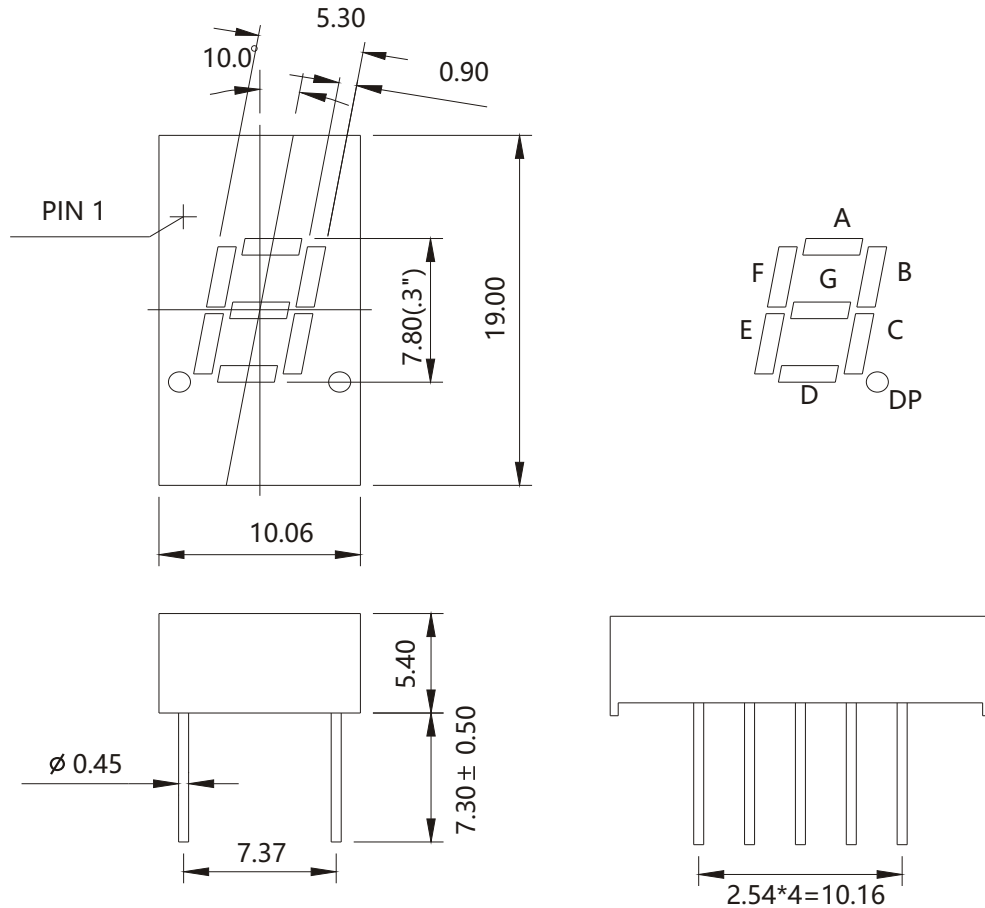
Date

Aug/14/2013

PAGE 1 /2

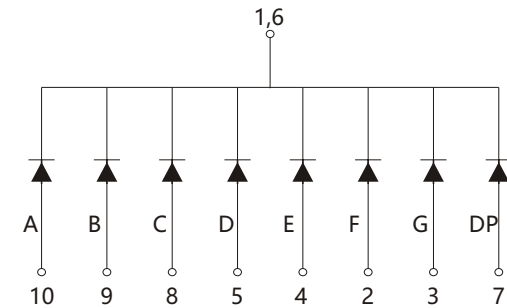
0.30"(7.80mm)Single Digit 7 Segment Display

**PACKAGE DIMENSION**

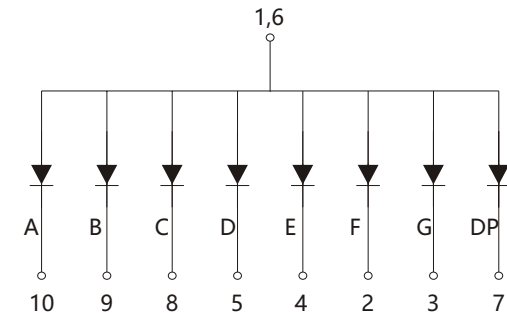


**INTERNAL CIRCUIT DIAGRAM**

Common Cathode  
JSD-3011Ax



Common Anode  
JSD-3011Bx



Tolerance  $\pm 0.25\text{mm}$  unless stated