

Ningbo Junsheng Electronics Co.,Ltd.

2.30"(56.80mm)Single Digit 7 Segment Display

Features:

- *Ultra segment intensity
- *Wide viewing angle
- *Range of colors
- *Gray/Black face White segment
- *RoHS compliant

Available option:

- *Alternative face and segment color
- *Alternative font
- *Cropped terminal pins
- *Available emitting color
- *Low current version

Electro/Optical Characteristics If=20mA Ta=25°C

Part Number Common Cathode	Part Number Common Anode	Emitting Color	Peak Wavelength	Forward Voltage V _F		Luminous Intensity I _v	
				Typ.	Max.	Min.	Typ.
JSD-23011AUR	JSD-23011BUR	AlGaInP/GaAs Ultra Red	635	2.00	2.50	80.00	160.00
JSD-23011AUE	JSD-23011BUE	AlGaInP/GaAs Super Red	625	2.00	2.50	160.00	320.00
JSD-23011AUA	JSD-23011BUA	AlGaInP/GaAs Ultra Amber	605	2.00	2.50	160.00	240.00
JSD-23011AUY	JSD-23011BUY	AlGaInP/GaAs Ultra Yellow	590	2.00	2.50	160.00	240.00
JSD-23011AUG	JSD-23011BUG	AlGaInP/GaAs Yellow Green	574	2.10	2.50	40.00	80.00
JSD-23011APG	JSD-23011BPG	InGaN/SiC Pure Green	525	3.30	3.80	600.00	800.00
JSD-23011AUB	JSD-23011BUB	InGaN/SiC Ultra Blue	470	3.30	3.80	160.00	320.00
JSD-23011AUW	JSD-23011BUW	InGaN/SiC Ultra White	X-0.31/Y-0.31	3.30	3.80	800.00	1500.00
Units			nm	V		mcd	

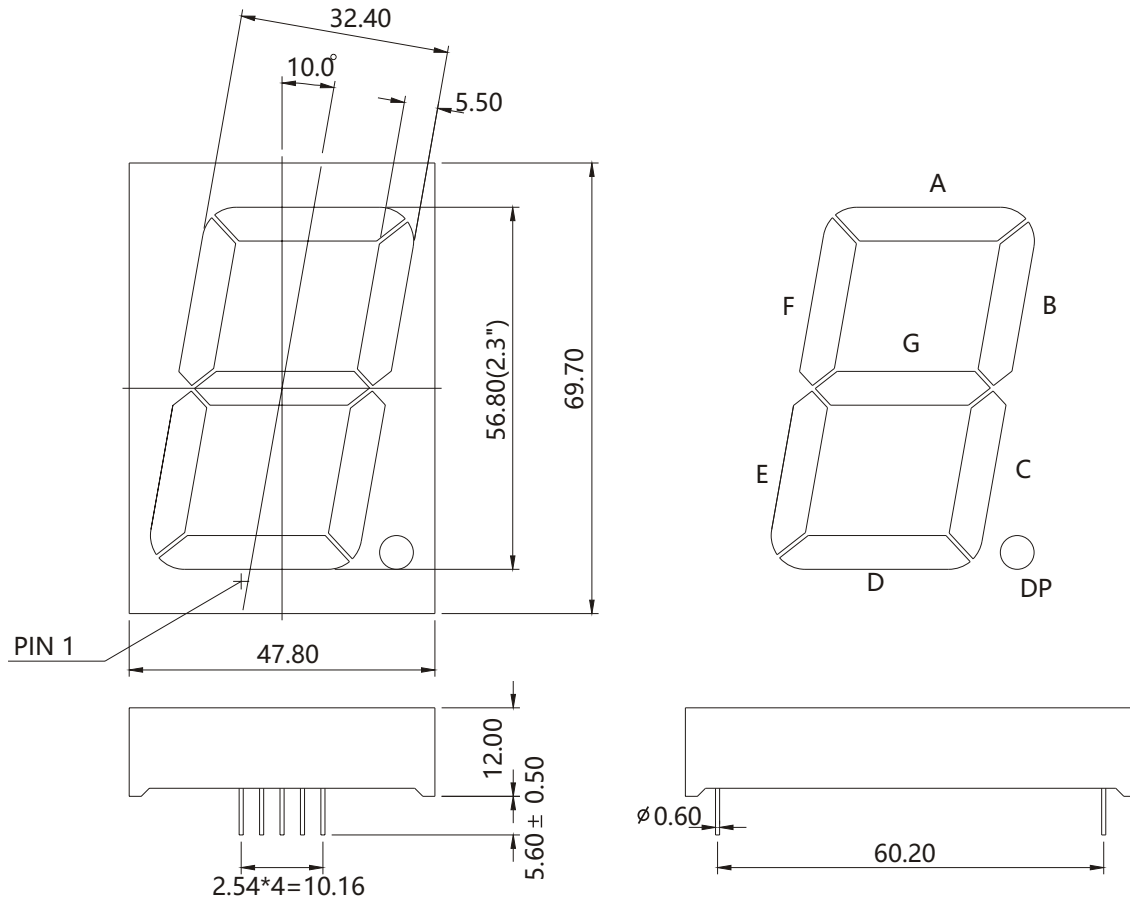
Maximum Ratings Ta=25°C (Derate above 25°C)

Characteristic	Test Condition	Symbol	UR	UE	UA	UY	UG	PG	UB	UW	Units
Pulse Forward Current Per Seg.	1/10 duty cycle 0.1ms Pulse width	I _{FP}	100	100	100	100	100	100	100	100	mA
DC Forward Current Per Seg.		I _F	30	30	30	30	30	30	30	30	mA
Reverse Current Per Seg.	V _R =5V	I _R	10	10	10	10	10	10	10	10	μA
Power Dissipation		P _D	36	40	42	42	44	66	66	66	mW
Operating Temperature		T _{OPR}	-40 to +80								°C
Storage Temperature		T _{TSG}	-40 to +85								°C
Lead soldering temperature	1.60mm from body maximum 3 seconds		260								°C

Checked	Becky Sun	Approved	Jason Lou	Date	Aug/14/2013	PAGE 1 /2
---------	-----------	----------	-----------	------	-------------	-----------

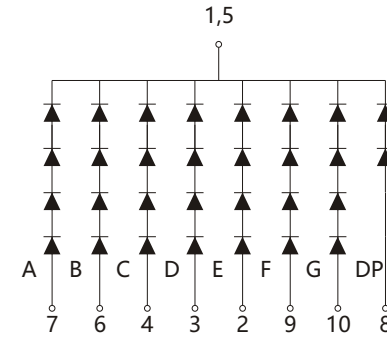
2.30"(56.80mm)Single Digit 7 Segment Display

PACKAGE DIMENSION

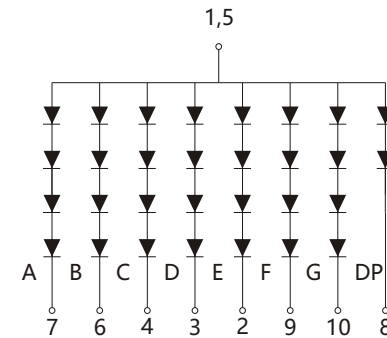


INTERNAL CIRCUIT DIAGRAM

Common Cathode
JSD-23011Ax



Common Anode
JSD-23011Bx



Tolerance $\pm 0.25\text{mm}$ unless stated