

Ningbo Junsheng Electronics Co.,Ltd.

3.00"(76.00mm)Single Digit 7 Segment Display

Features:

- *Ultra segment intensity
- *Wide viewing angle
- *Range of colors
- *Gray/Black face White segment
- *RoHS compliant

Available option:

- *Alternative face and segment color
- *Alternative font
- *Cropped terminal pins
- *Available emitting color
- *Low current version

Electro/Optical Characteristics If=20mA Ta=25°C

Part Number Common Cathode	Part Number Common Anode	Emitting Colors	Peak Wavelength	Forward Voltage V		Luminous Intensity Iv	
				Typ.	Max.	Min.	Typ.
JSD-30013AURUG	JSD-30013BURUG	AlGaInP/GaAs Ultra Red	635	2.00	2.50	100.00	200.00
		AlGaInP/GaAs Yellow Green	574	2.10	2.50	50.00	100.00
JSD-30013AUEPG	JSD-30013BUEPG	AlGaInP/GaAs Super Red	625	2.00	2.50	200.00	400.00
		InGaN/SiC Pure Green	525	3.30	3.80	750.00	1000.00
JSD-30013AUEUB	JSD-30013BUEUB	AlGaInP/GaAs Super Red	625	2.00	2.50	200.00	400.00
		InGaN/SiC Ultra Blue	470	3.30	3.80	200.00	400.00
Units			nm	V		mcd	

Maximum Ratings Ta=25 C (Derate above 25 C)

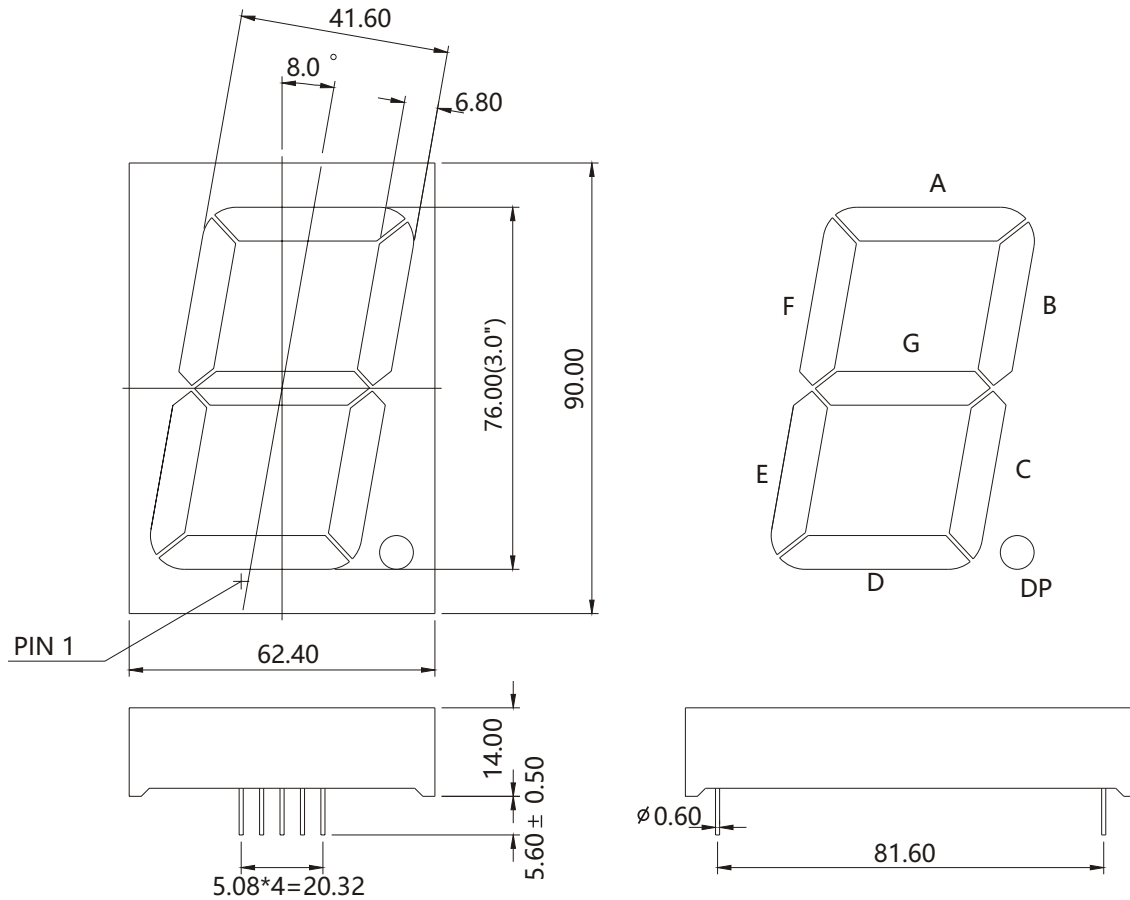
Characteristic	Test Condition	Symbol	UR	UE	UG	UB	PG	Units
Pulse Forward Current Per Seg.	1/10 duty cycle 0.1ms Pulse width	I _{FP}	100	100	100	100	100	mA
DC Forward Current Per Seg.		I _F	30	30	30	30	30	mA
Reverse Current Per Seg.	V _R =5V	I _R	10	10	10	10	10	μA
Power Dissipation		P _D	36	40	44	66	66	mW
Operating Temperature		T _{OPR}	-40 to +80					°C
Storage Temperature		T _{TSG}	-40 to +85					°C
Lead soldering temperature	1.60mm from body maximum 3 seconds		260					°C

Checked	Becky Sun	Approved	Jason Lou	Date	Aug/14/2013	PAGE 1 /2
---------	-----------	----------	-----------	------	-------------	-----------

Ningbo Junsheng Electronics Co.,Ltd.

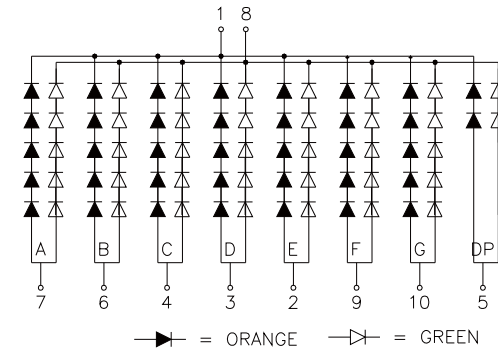
3.00"(76.00mm)Single Digit 7 Segment Display

PACKAGE DIMENSION

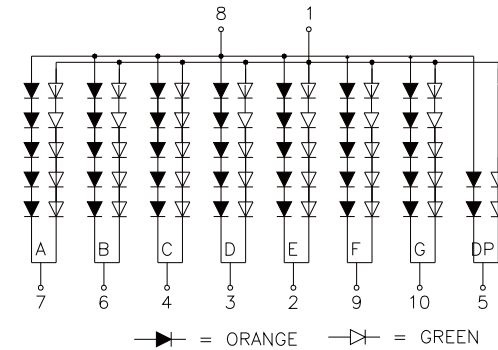


INTERNAL CIRCUIT DIAGRAM

Common Cathode JSD-30013Axx



Common Anode JSD-30013Bxx



Tolerance ± 0.25 mm unless stated

Checked

Becky Sun

Approved

Jason Lou

Date

Aug/14/2013

PAGE 2 /2