

Ningbo Junsheng Electronics Co.,Ltd.

0.40" (10.20mm) Four Digit 7 Segment Display

Features:

- *Ultra segment intensity
- *Wide viewing angle
- *Range of colors
- *Gray/Black face White segment
- *RoHS compliant

Available option:

- *Alternative face and segment color
- *Alternative font
- *Cropped terminal pins
- *Available emitting color
- *Low current version

Electro/Optical Characteristics $I_f=20mA$ $T_a=25^\circ C$

Part Number Common Cathode	Part Number Common Anode	Emitting Color	Peak Wavelength	Forward Voltage V_f		Luminous Intensity I_v	
				Typ.	Max.	Min.	Typ.
JSD-4043AUR	JSD-4043BUR	AlGaInP/GaAs Ultra Red	635	2.00	2.50	20.00	40.00
JSD-4043AUE	JSD-4043BUE	AlGaInP/GaAs Super Red	625	2.00	2.50	40.00	80.00
JSD-4043AUA	JSD-4043BUA	AlGaInP/GaAs Ultra Amber	605	2.00	2.50	40.00	60.00
JSD-4043AUY	JSD-4043BUY	AlGaInP/GaAs Ultra Yellow	590	2.00	2.50	40.00	60.00
JSD-4043AUG	JSD-4043BUG	AlGaInP/GaAs Yellow Green	574	2.10	2.50	10.00	20.00
JSD-4043APG	JSD-4043BPG	InGaN/SiC Pure Green	525	3.30	3.80	150.00	200.00
JSD-4043AUB	JSD-4043BUB	InGaN/SiC Ultra Blue	470	3.30	3.80	40.00	80.00
JSD-4043AUW	JSD-4043BUW	InGaN/SiC Ultra White	X-0.31/Y-0.31	3.30	3.80	200.00	400.00
Units			nm	V		mcd	

Maximum Ratings $T_a=25^\circ C$ (Derate above $25^\circ C$)

Characteristic	Test Condition	Symbol	UR	UE	UA	UY	UG	PG	UB	UW	Units
Pulse Forward Current Per Seg.	1/10 duty cycle 0.1ms Pulse width	I_{FP}	100	100	100	100	100	100	100	100	mA
DC Forward Current Per Seg.		I_F	30	30	30	30	30	30	30	30	mA
Reverse Current Per Seg.	$V_R=5V$	I_R	10	10	10	10	10	10	10	10	μA
Power Dissipation		P_D	36	40	42	42	44	66	66	66	mW
Operating Temperature		T_{OPR}	-40 to +80								$^\circ C$
Storage Temperature		T_{TSG}	-40 to +85								$^\circ C$
Lead soldering temperature	1.60mm from body maximum 3 seconds		260								$^\circ C$

Checked

Becky Sun

Approved

Jason Lou

Date

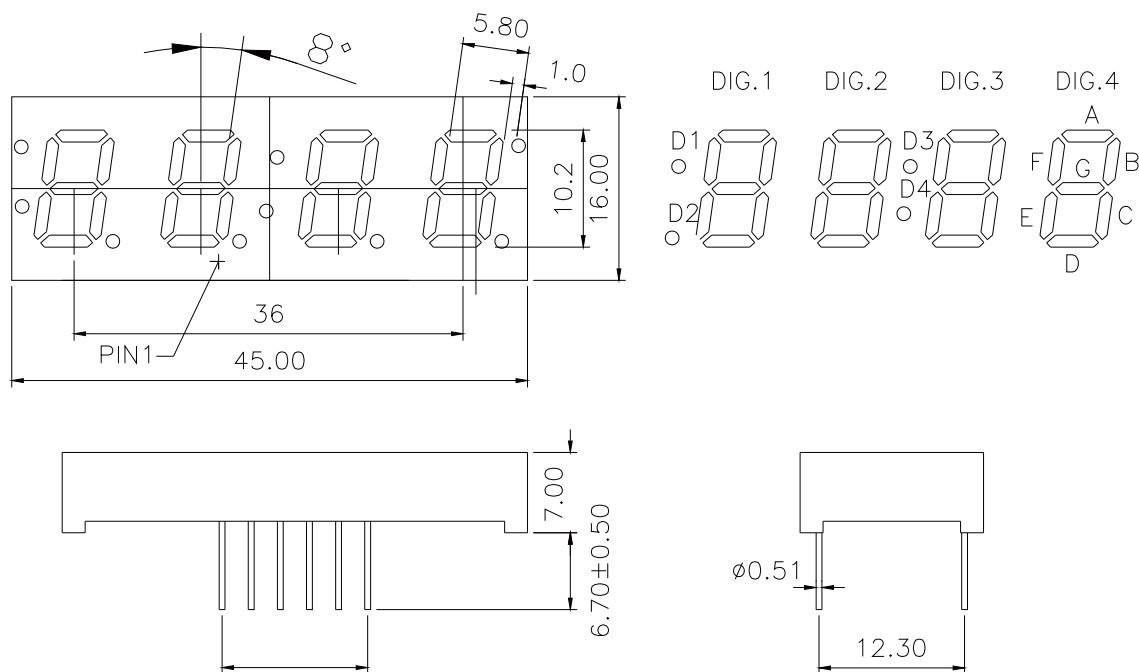
Aug/14/2013

PAGE 1 / 2

Ningbo Junsheng Electronics Co.,Ltd.

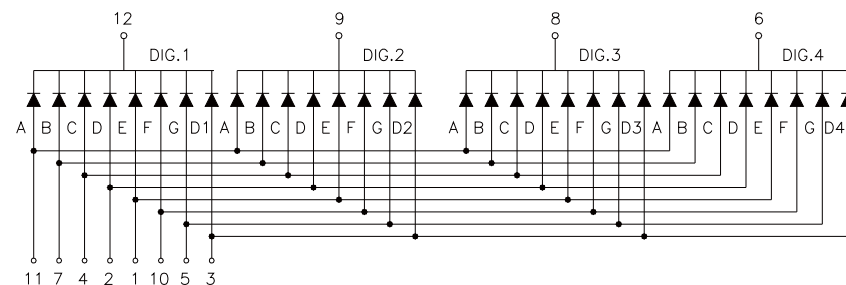
0.40" (10.20mm) Four Digit 7 Segment Display

PACKAGE DIMENSION

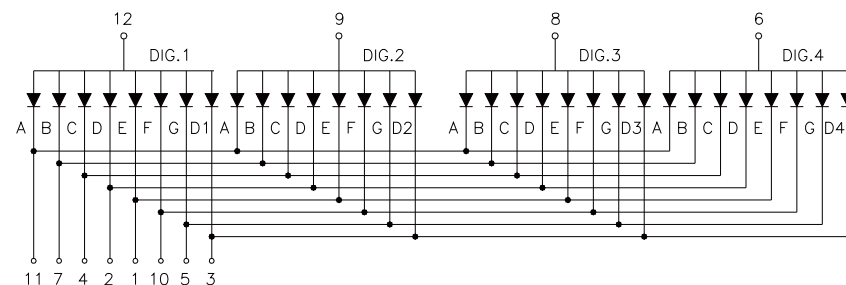


INTERNAL CIRCUIT DIAGRAM

Common Cathode JSD-4043Ax



Common Anode JSD-4043Bx



Tolerance $\pm 0.25\text{mm}$ unless stated

Checked

Becky Sun

Approved

Jason Lou

Date

Aug/14/2013

PAGE 2 /2