

# Ningbo Junsheng Electronics Co.,Ltd.

## 0.56" (14.20mm) Four Digit 7 Segment Display

### Features:

- \*Ultra segment intensity
- \*Wide viewing angle
- \*Range of colors
- \*Gray/Black face White segment
- \*RoHS compliant

### Available option:

- \*Alternative face and segment color
- \*Alternative font
- \*Cropped terminal pins
- \*Available emitting color
- \*Low current version

### Electro/Optical Characteristics $I_f=20mA$ $T_a=25^\circ C$

Part Number Common Cathode	Part Number Common Anode	Emitting Color	Peak Wavelength	Forward Voltage $V_f$		Luminous Intensity $I_v$	
				Typ.	Max.	Min.	Typ.
JSD-5643AUR	JSD-5643BUR	AlGaInP/GaAs Ultra Red	635	2.00	2.50	20.00	40.00
JSD-5643AUE	JSD-5643BUE	AlGaInP/GaAs Super Red	625	2.00	2.50	40.00	80.00
JSD-5643AUA	JSD-5643BUA	AlGaInP/GaAs Ultra Amber	605	2.00	2.50	40.00	60.00
JSD-5643AUY	JSD-5643BUY	AlGaInP/GaAs Ultra Yellow	590	2.00	2.50	40.00	60.00
JSD-5643AUG	JSD-5643BUG	AlGaInP/GaAs Yellow Green	574	2.10	2.50	10.00	20.00
JSD-5643APG	JSD-5643BPG	InGaN/SiC Pure Green	525	3.30	3.80	150.00	200.00
JSD-5643AUB	JSD-5643BUB	InGaN/SiC Ultra Blue	470	3.30	3.80	40.00	80.00
JSD-5643AUW	JSD-5643BUW	InGaN/SiC Ultra White	X-0.31/Y-0.31	3.30	3.80	200.00	400.00
Units			nm	V		mcd	

### Maximum Ratings $T_a=25^\circ C$ (Derate above $25^\circ C$ )

Characteristic	Test Condition	Symbol	UR	UE	UA	UY	UG	PG	UB	UW	Units
Pulse Forward Current Per Seg.	1/10 duty cycle 0.1ms Pulse width	$I_{FP}$	100	100	100	100	100	100	100	100	mA
DC Forward Current Per Seg.		$I_F$	30	30	30	30	30	30	30	30	mA
Reverse Current Per Seg.	$V_R=5V$	$I_R$	10	10	10	10	10	10	10	10	$\mu A$
Power Dissipation		$P_D$	36	40	42	42	44	66	66	66	mW
Operating Temperature		$T_{OPR}$	-40 to +80								$^\circ C$
Storage Temperature		$T_{TSG}$	-40 to +85								$^\circ C$
Lead soldering temperature	1.60mm from body maximum 3 seconds		260								$^\circ C$

Checked

Becky Sun

Approved

Jason Lou

Date

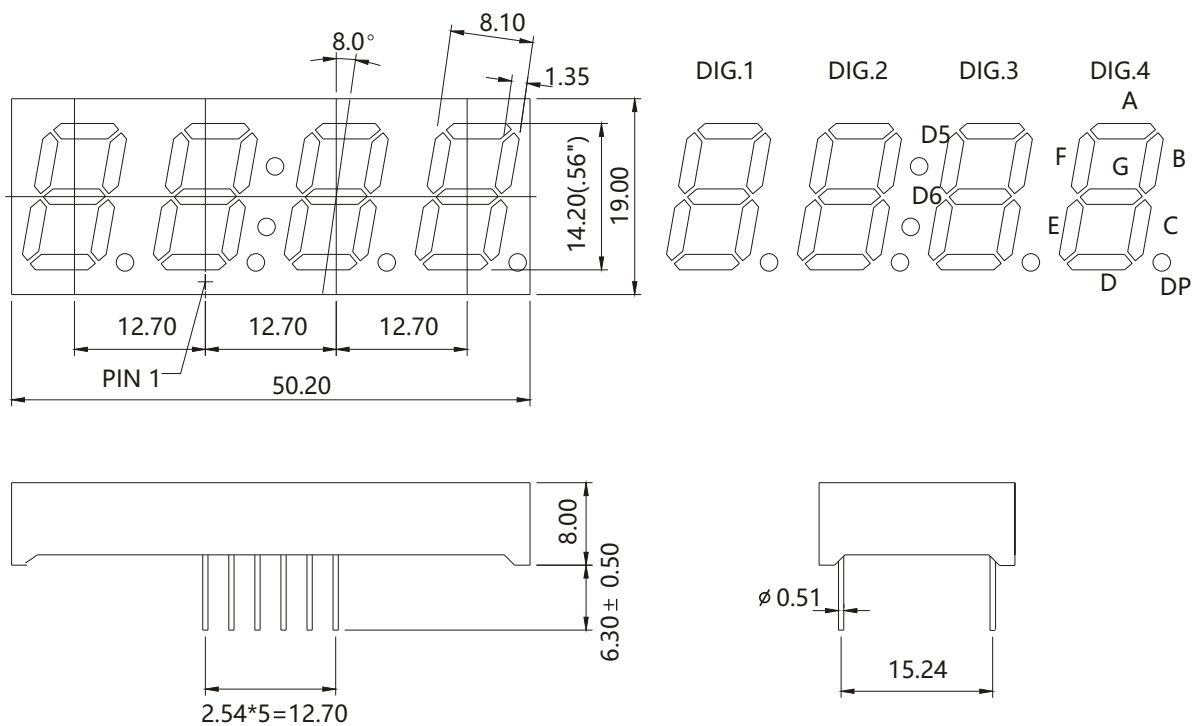
Aug/14/2013

PAGE 1 / 2

# Ningbo Junsheng Electronics Co.,Ltd.

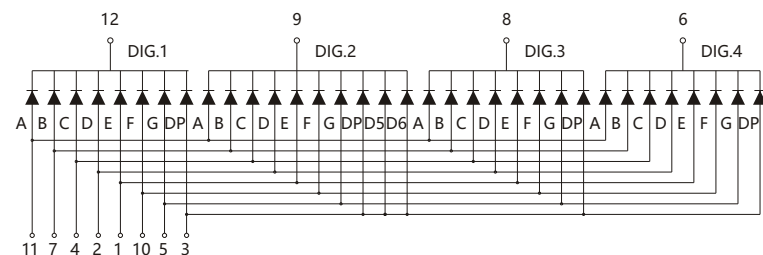
## 0.56" (14.20mm) Four Digit 7 Segment Display

### PACKAGE DIMENSION

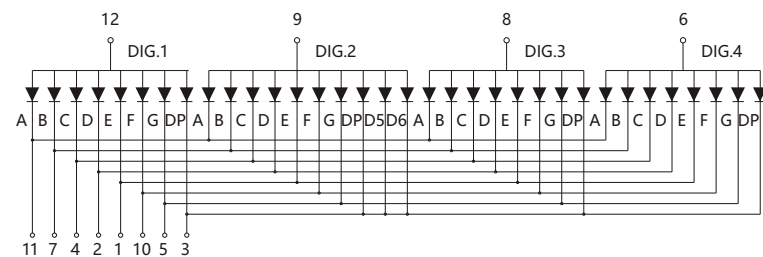


### INTERNAL CIRCUIT DIAGRAM

#### Common Cathode JSD-5643Ax



#### Common Anode JSD-5643Bx



Tolerance  $\pm 0.25\text{mm}$  unless stated

Checked

Becky Sun

Approved

Jason Lou

Date

Aug/14/2013

PAGE 2 /2