

Ningbo Junsheng Electronics Co.,LTD.

产品承认书

PRODUCT APPROVED

(CUSTOMERS) _____

(CUSTOMER P/N) _____

(PART NUMBER) JSS-2016BUX

(DESCRIPTION) 0.2 inch common anode smd display

(SAMPLE DATE) _____

Specification	INSPECTION	SAMPLE	OTHERS
(APPROVED BY)	(CHECKED BY)	(PROOFREAD BY)	(PREPARED BY)

Version	Date	Description	Maker

(CUSTOMER VERDICT)

(OK)

(NG)

(APPROVED BY):

(APPROVED DATE):

(IMPROVED ADVICE):

REMARK: FOR OFFERING THE BEST SERVICE TO CUSTOMER, PLEASE FAX THE DATA TO FACTORY IN TIME

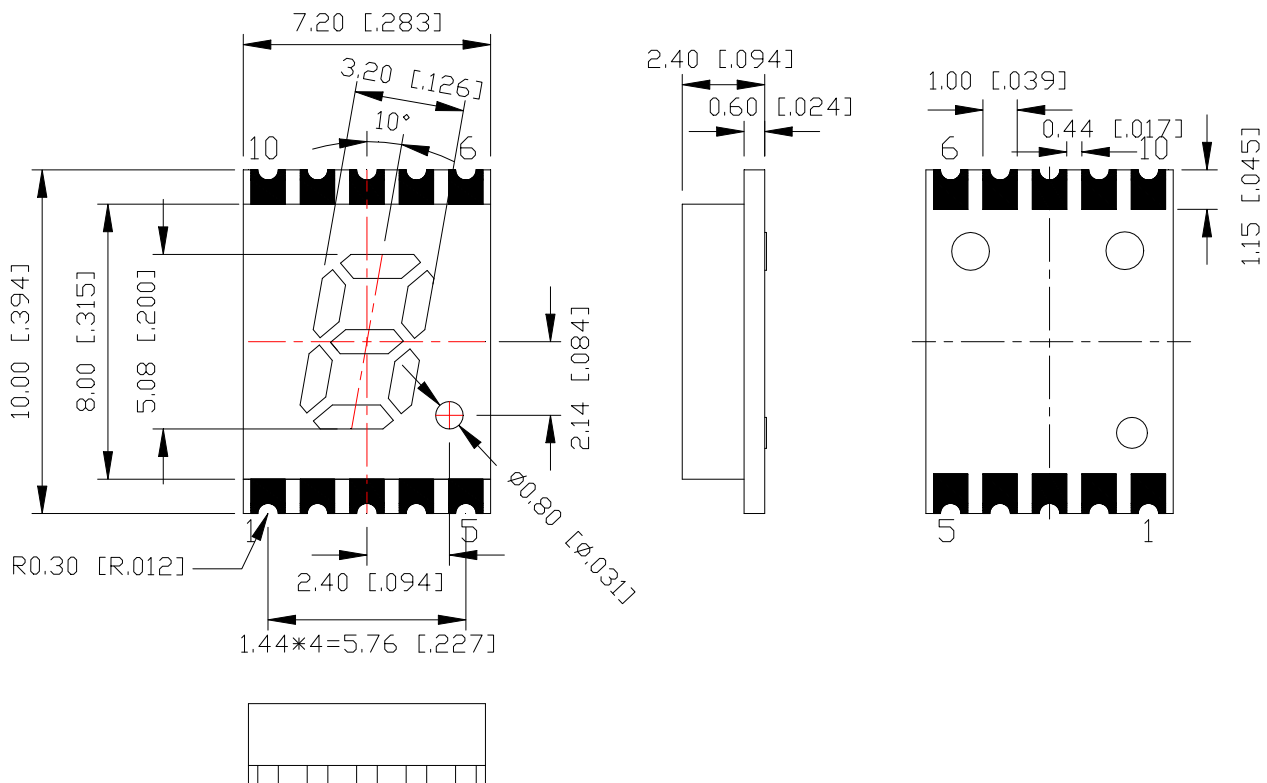
1.DESCRPTION:

- Gray face, White Epoxy
- Common Anode
- Various Emiting Color
- RoHS Compliant

2.FEATURES:

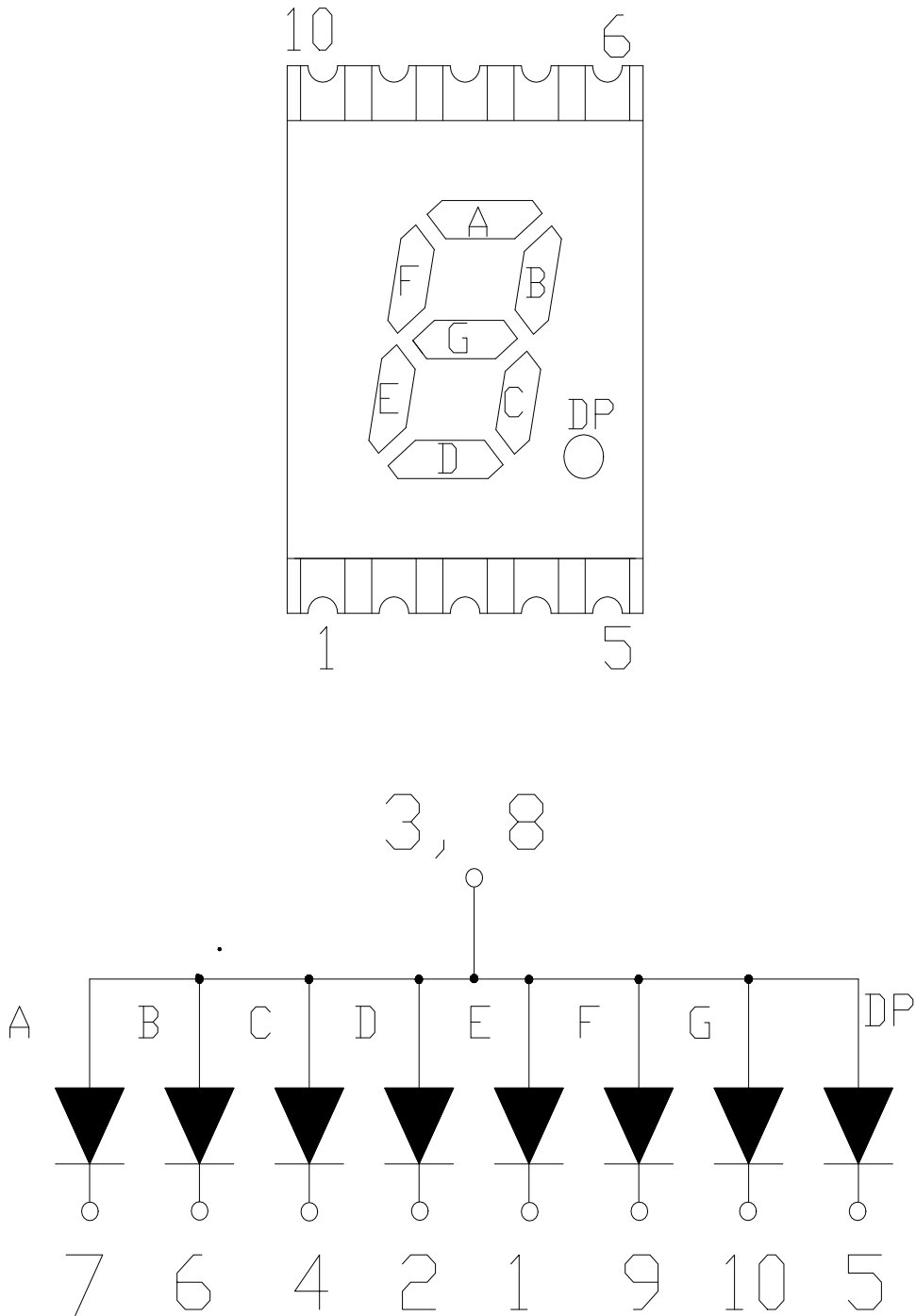
- High intensity and reliability
- High quality, Low power requirement
- IC compatible , Easy assembly
- ESD1000V

3.PACKAGE DIMENSION:



NOTES: All dimensions are in millimeters (inches) tolerance are $\pm 0.25\text{mm}(0.010)$ unless otherwise noted

4.INTERNAL CIRCUIT DIAGRAM





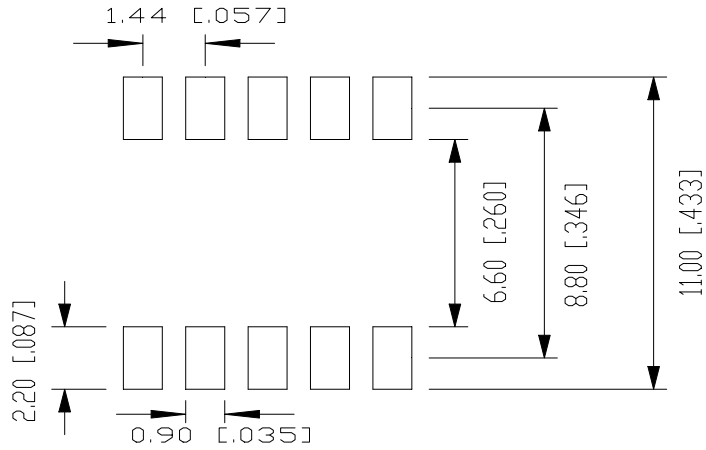
5.ABSOLUTE MAXIMUM RATINGS AT T_a=25°C:

Items	Symbol	Absolute maximum Rating	Unit
Forward Current(DC)	IF	20	mA
Power Dissipation	W	60	Mw
Peak Forward Current*	IFP	100	mA
Reverse Voltage	VR	5	V
Operation Temperature	Topr	-40+85	°C
Storage Temperature	Tstg	-40+100	°C
Lead Soldering Temperature	Tsol	Max .260 °C for 3 sec Max. (3mm from the base of the epoxy bulb)	

6.ELECTRICAL/OPTICAL CHARACTERISTICS AT Ta=25°C:

Part No	Emitting Color	Chip Material	Forward Voltage (V)		Luminous Intensity (mcd)		Peak Wave Length(λP) nm	
			Typ	Max	Min	Typ	Typ	Max
Common Anode			IF=10mA					
JSS-2016BUR-21	Ultra Red	AlGaN ₃ P	2.0	2.5	20	40	630	640
JSS-2016BSR-21	Super Red	AlGaN ₃ P	2.0	2.5	40	80	620	625
JSS-2016BUY-21	Yellow	AlGaN ₃ P	2.0	2.5	40	60	585	595
JSS-2016BUG-21	Green	AlGaN ₃ P	2.0	2.5	10	20	570	575
JSS-2016BUA-21	Amber	AlGaN ₃ P	2.0	2.5	40	60	600	610
JSS-2016BUB-21	Blue	InGaN	3.0	3.5	40	60	460	470
JSS-2016BPG-21	Pure Green	InGaN	3.0	3.5	80	150	520	525
JSS-2016BUW-21	White	InGaN	3.0	3.5	100	200	X0.30/Y0.30	

7.Recommended Soldering Pattern:



8、推荐的 SMT 焊接曲线 Recommended SMT condition:



NOTES:

- 1.We recommend the reflow temperature 245°C(+/-5°C).The maximum soldering temperature should be limited to 260°C.
- 2.Don't cause stress to the epoxy resin while it is exposed to high temperature.
- 3.Number of reflow process shall be 2 times or less.