

Ningbo Junsheng Electronics Co.,LTD.

产品承认书

PRODUCT APPROVED

(CUSTOMERS) _____

(CUSTOMER P/N) _____

(PART NUMBER) JSS-3011Bxx

(DESCRIPTION) 0.3 inch common anode smd display

(SAMPLE DATE) _____

| Specification | INSPECTION | SAMPLE | OTHERS |
|---------------|--------------|----------------|---------------|
| (APPROVED BY) | (CHECKED BY) | (PROOFREAD BY) | (PREPARED BY) |
| | | | |

| Version | Date | Description | Maker |
|---------|------|-------------|-------|
| | | | |
| | | | |
| | | | |

(CUSTOMER VERDICT)

(OK)

(NG)

(APPROVED BY):

(APPROVED DATE):

(IMPROVED ADVICE):

REMARK: FOR OFFERING THE BEST SERVICE TO CUSTOMER, PLEASE FAX THE DATA TO FACTORY IN TIME

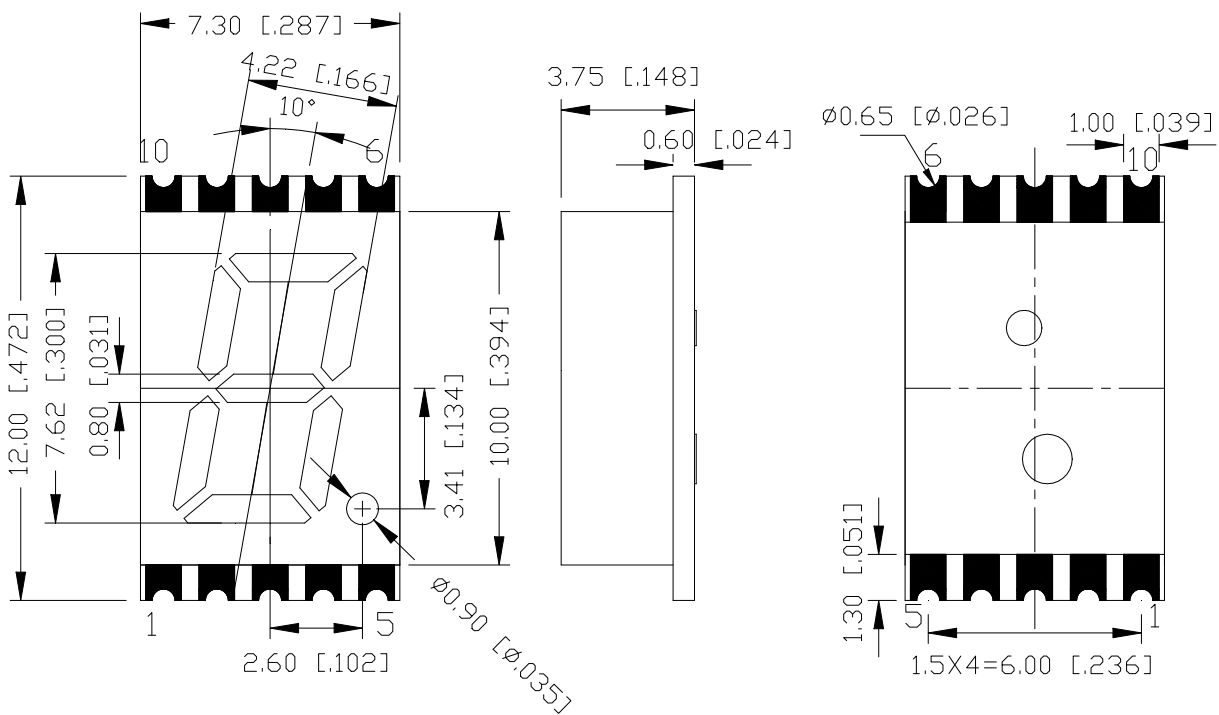
1.DESRIPTION:

- Gray face, White Epoxy
- Common anode
- Various Emiting ColorColor
- RoHS Compliant

2.FEATURES:

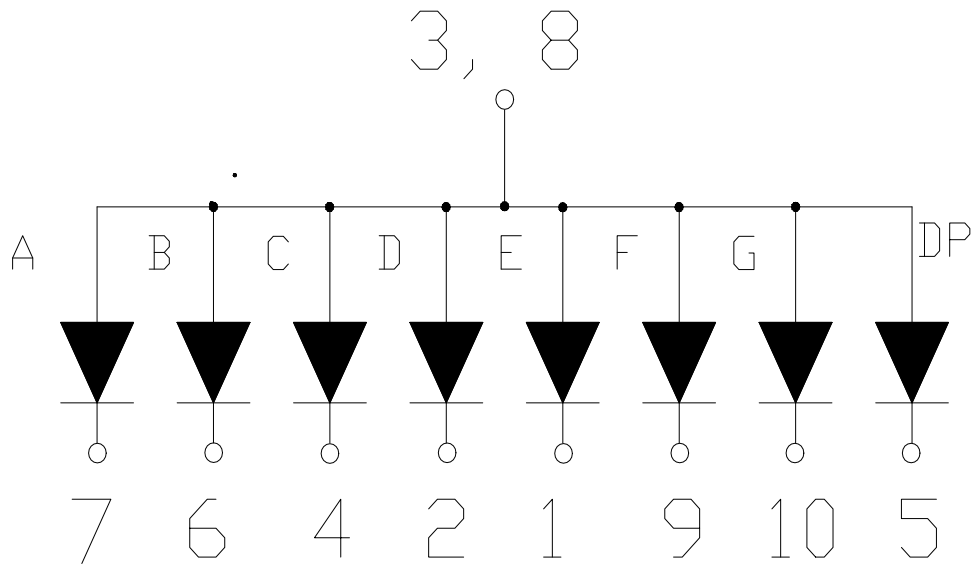
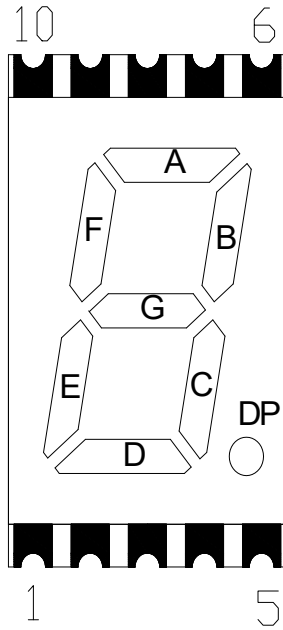
- High intensity and reliability
- High quality, Low power requirement
- IC compatible , Easy assembly
- ESD1000V

3.PACKAGE DIMENSION:



NOTES: All dimensions are in millimeters (inches) tolerance are $\pm 0.25\text{mm}(0.010)$ unless otherwise noted

4.INTERNAL CIRCUIT DIAGRAM





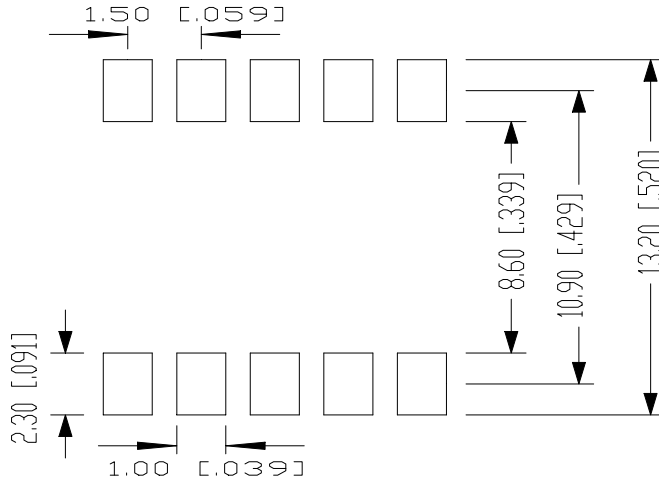
5.ABSOLUTE MAXIMUM RATINGS AT T_a=25°C:

| Items | Symbol | Absolute maximum Rating | Unit |
|----------------------------|--------|---|------|
| Forward Current(DC) | IF | 20 | mA |
| Power Dissipation | W | 60 | Mw |
| Peak Forward Current* | IFP | 100 | mA |
| Reverse Voltage | VR | 5 | V |
| Operation Temperature | Topr | -40+85 | °C |
| Storage Temperature | Tstg | -40+100 | °C |
| Lead Soldering Temperature | Tsol | Max .260 °C for 3 sec Max. (3mm from the base of the epoxy bulb) | |

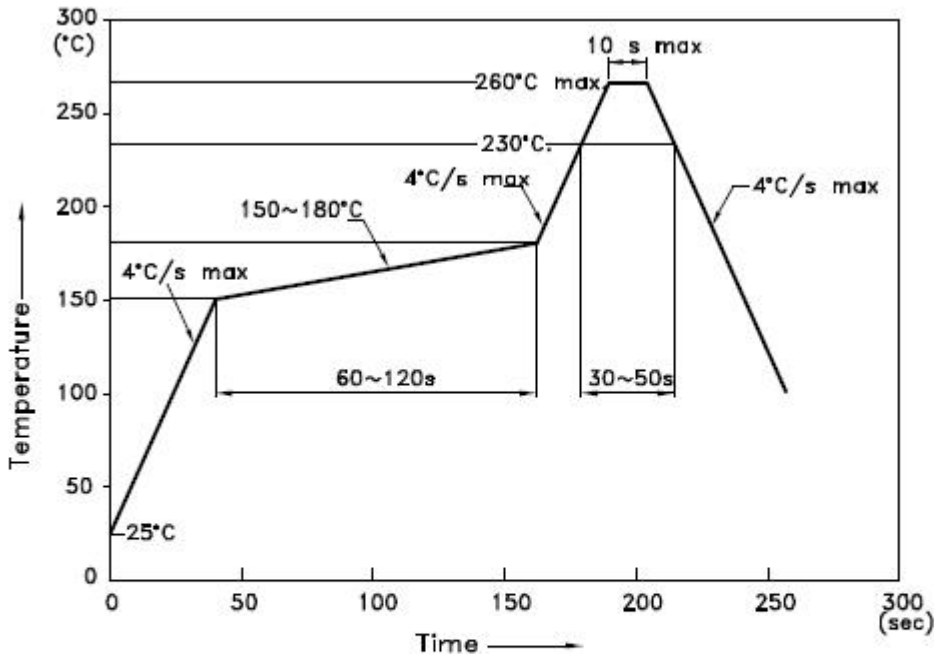
6.ELECTRICAL/OPTICAL CHARACTERISTICS AT Ta=25°C:

| Part No | Emitting Color | Chip Material | Forward Voltage (V) | | Luminous Intensity (mcd) | | Peak Wave Length(λP) nm | |
|----------------|----------------|------------------------|-----------------------|-----|--------------------------|-----|-------------------------|-----|
| | | | Typ | Max | Min | Typ | Typ | Max |
| Common Anode | | | IF=10mA | | | | | |
| JSS-3011BUR-21 | Ultra Red | AlGaN _{0.3} P | 2.0 | 2.5 | 20 | 40 | 630 | 640 |
| JSS-3011BSR-21 | Super Red | AlGaN _{0.3} P | 2.0 | 2.5 | 40 | 80 | 620 | 625 |
| JSS-3011BUY-21 | Yellow | AlGaN _{0.3} P | 2.0 | 2.5 | 40 | 60 | 585 | 595 |
| JSS-3011BUG-21 | Green | AlGaN _{0.3} P | 2.0 | 2.5 | 10 | 20 | 570 | 575 |
| JSS-3011BUA-21 | Amber | AlGaN _{0.3} P | 2.0 | 2.5 | 40 | 60 | 600 | 610 |
| JSS-3011BUB-21 | Blue | InGaN | 3.0 | 3.5 | 40 | 60 | 460 | 470 |
| JSS-3011BPG-21 | Pure Green | InGaN | 3.0 | 3.5 | 80 | 150 | 520 | 525 |
| JSS-3011BUW-21 | White | InGaN | 3.0 | 3.5 | 100 | 200 | X0.30/Y0.30 | |

7.Recommended Soldering Pattern:



8、推荐的 SMT 焊接曲线 Recommended SMT condition:



NOTES:

- 1.We recommend the reflow temperature 245°C(+/-5°C).The maximum soldering temperature should be limited to 260°C.
- 2.Don't cause stress to the epoxy resin while it is exposed to high temperature.
- 3.Number of reflow process shall be 2 times or less.