

Part No.: JSL-5730WWC

Features:

- Single color
- PLCC-2 Package
- High bright output
- Low power consumption
- High reliability and long life
- The product itself will remain within RoHS compliant version

Descriptions:

- Emitting Color: Super Bright Warm White
- Device Outline: 5.7x3.0x0.8mm
- Lens Type: Yellow Diffused
- The LED lamps are available with different colors, intensities.

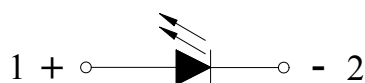
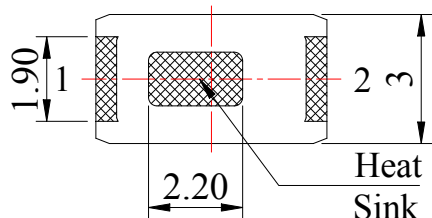
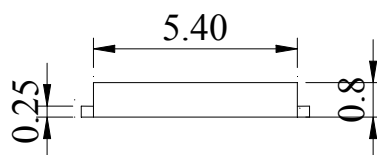
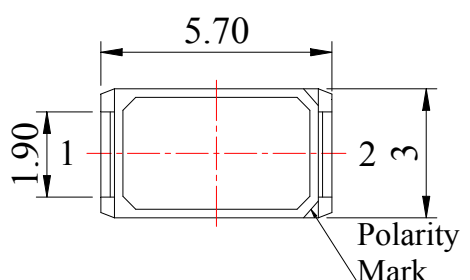
Application:

- Automotive Lighting.
- LED Bulb Light.
- LCD Backlighting.
- LED Strip Lighting.
- Commercial Lighting.



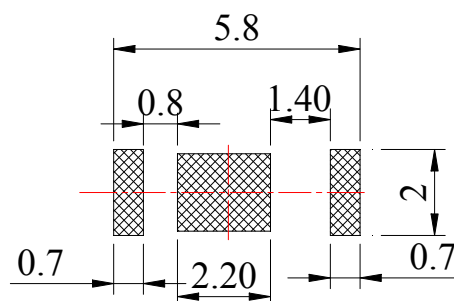
Part No.: **JSL-5730WWC**

Package Dimension:



Polarity

Recommended Soldering Pad Dimensions



Unit: mm
Tolerance: $\pm 0.10\text{mm}$

Notes:

1. All dimensions are millimeters/单位: mm.
2. Tolerance is $\pm 0.25\text{mm}$ unless otherwise noted/
没有标注的公差均为 $\pm 0.25\text{mm}$



Absolute maximum ratings (Ta = 25°C)

Parameter	Symbol	Test Condition	Value		Unit
			Min.	Max.	
Power Dissipation	Pd	—	—	500	mW
Reverse Voltage	VR	IR = 30 μ A	5	—	V
Pulse Current	IFp	Duty=0.1, 1kHz	—	300	mA
Forward Current	IFm	—	—	150	mA
Operating Temperature	Topr	—	-40	+85	°C
Storage Temperature	Tstr	—	-40	+100	°C

Electrical and optical characteristics (Ta = 25°C)

Parameter	Symbol	Test Condition	Value			Unit
			Min.	Typ.	Max.	
Forward Voltage	VF	IF = 150mA	2.8	3.0	3.4	V
Reverse Current	IR	VR = 5V	—	—	30	μ A
Color Temperature	Tc	IF = 150mA	2800	3000	3500	K
Luminous Flux	Iv	IF = 150mA	55	60	65	lm
Color Rendering index	Ra	IF = 150mA	80	—	—	—
Viewing Angle	2 θ 1/2	IF = 150mA	—	120	—	Deg.



Part No.: **JSL-5730WWC**

Typical electrical/optical characteristic curves:

(25°C Ambient Temperature Unless Otherwise Noted)

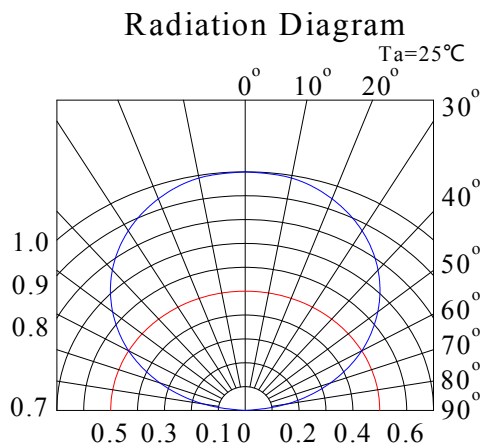
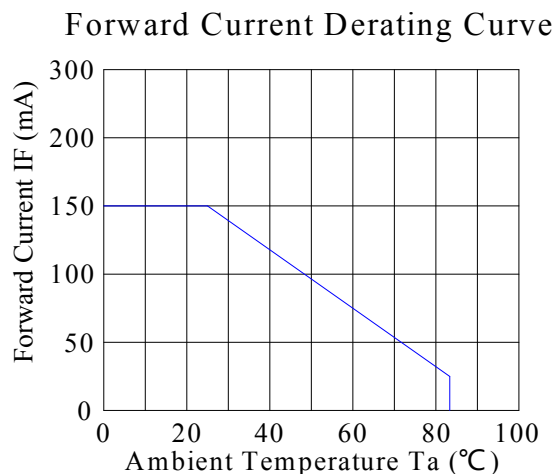
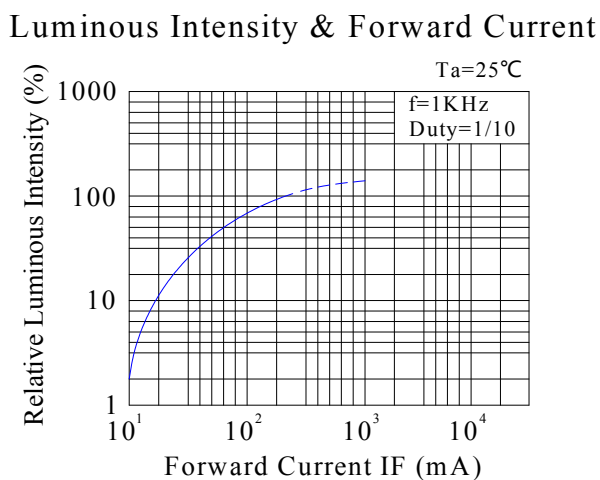
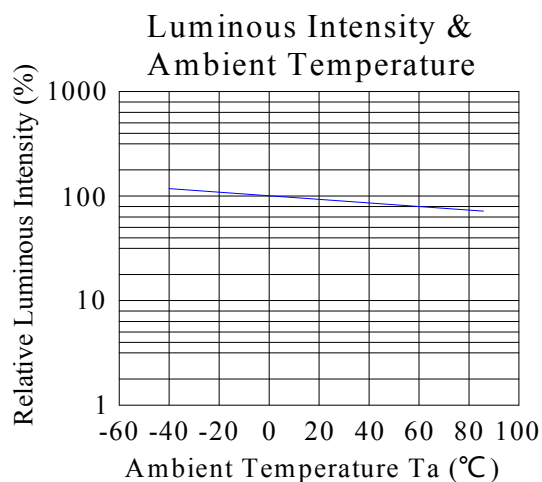
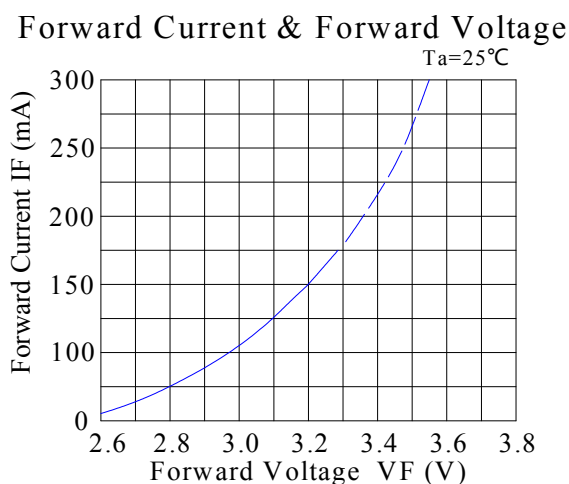
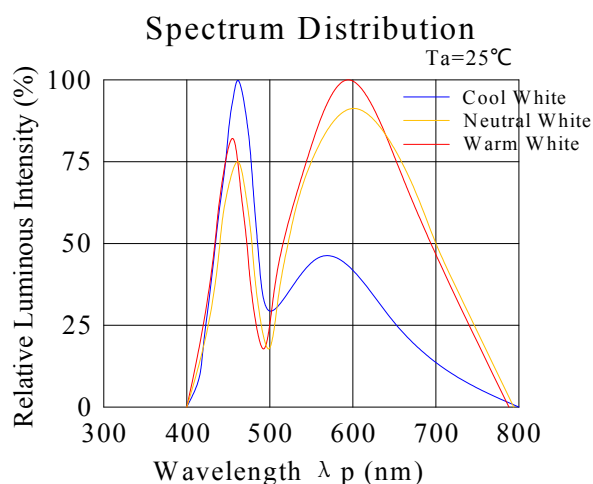




Fig. 1

Progressive Direction

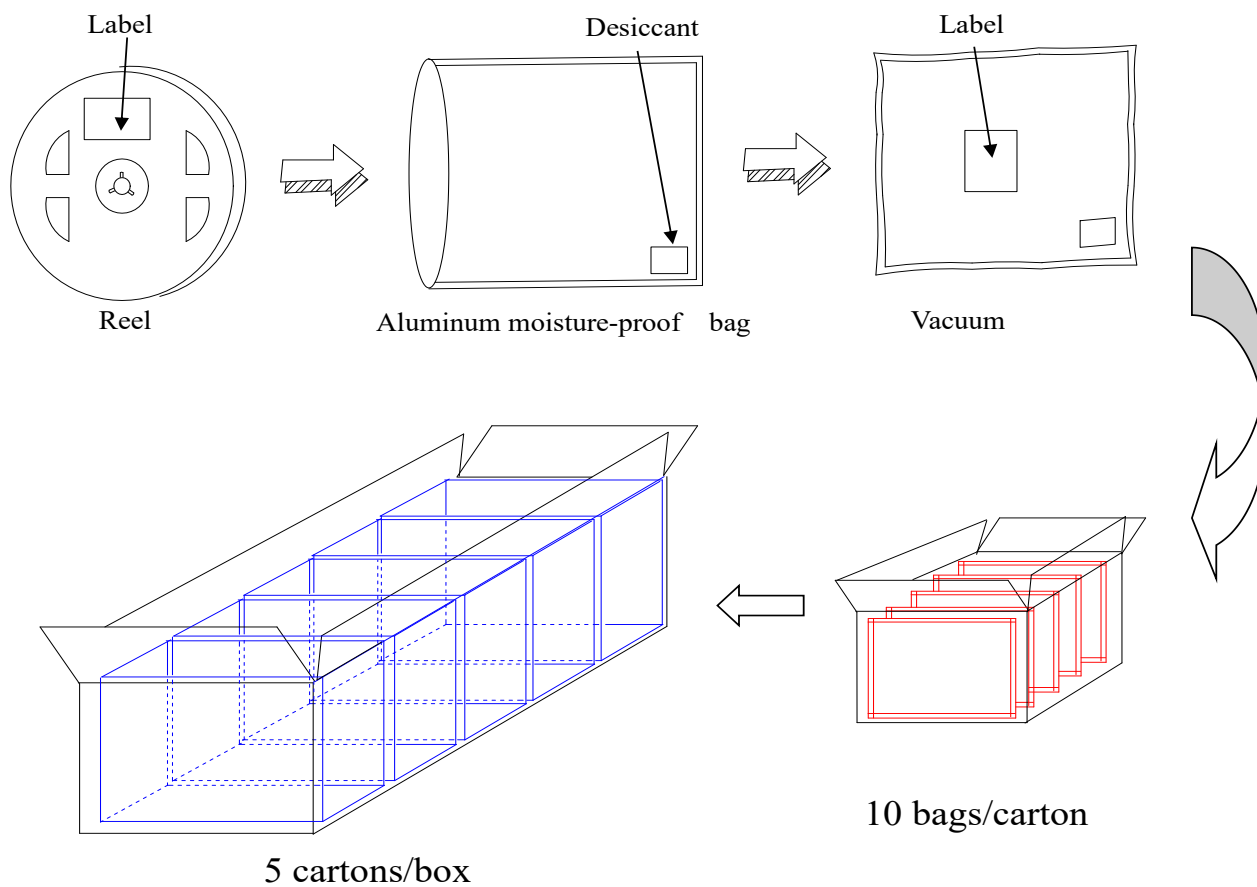
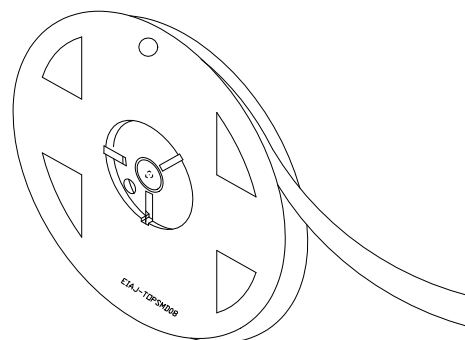
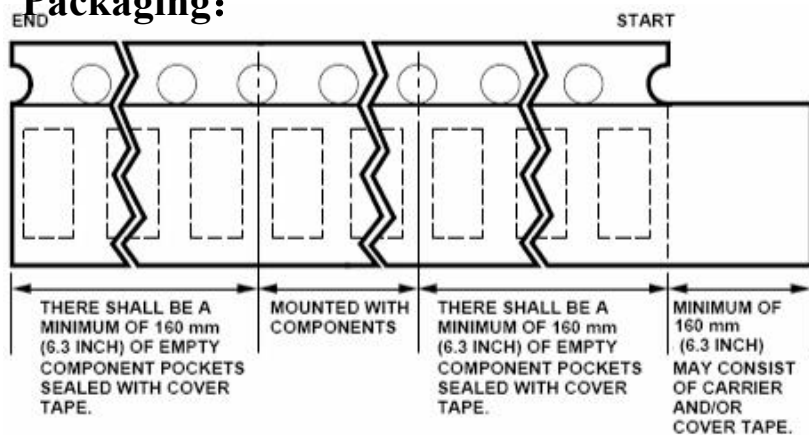
Polarity

Unit: mm
Tolerance: ± 0.10 mm



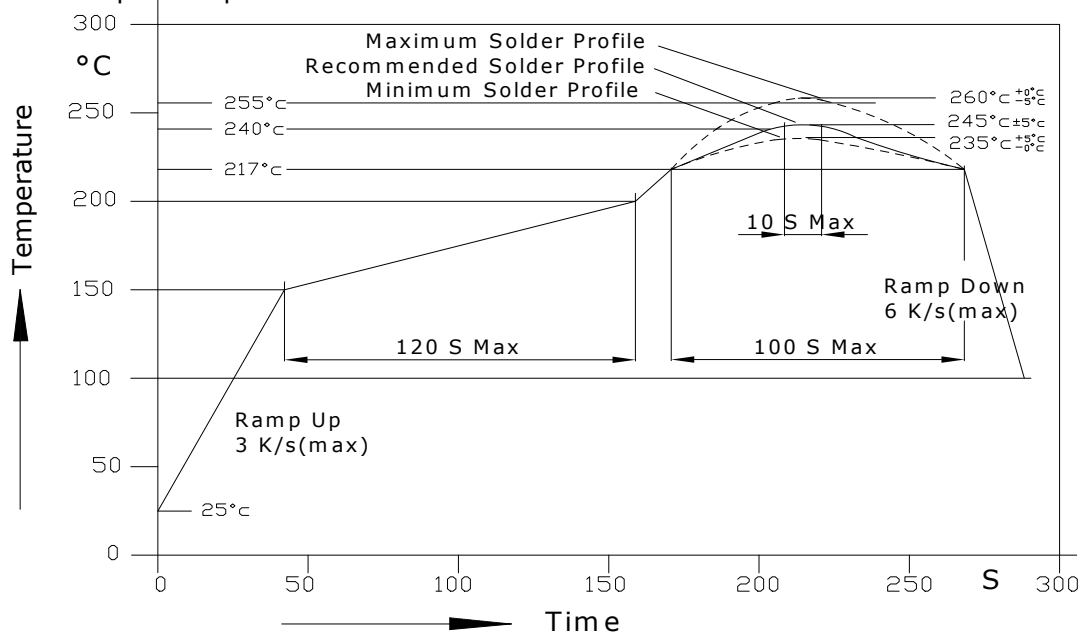
Part No.: **JSL-5730WWC**

Packaging:



Soldering Profile Suggested:

1. Pb-free solder temperature profile



2. Reflow soldering should not be done more than two times.
3. When soldering, do not put stress on the LEDs during heating.
4. After soldering, do not warp the circuit board.
5. Recommended soldering conditions:

Reflow soldering		Soldering iron	
Pre-heat	150~200°C	Temperature	300°C Max.
Pre-heat time	120 sec. Max.	Soldering time	3 sec. Max.
Peak temperature	260°C Max.		(one time only)
Soldering time	10 sec. Max.(Max. two times)		

Cautions:

Application

1. A LED is a current-operated device. The slight shift of voltage will cause big change of current, which will damage LEDs. Customer should use resistors in series for the Over-Current-Proof.
2. In order to ensure intensity uniformity on multiple LEDs connected in parallel in an application, it is recommended to use individual resistor separately, as shown in Circuit A below. The brightness of each LED shown in Circuit B might appear difference due to the differences in the I-V characteristics of those LEDs.



Circuit model A



Circuit model B

3. High temperature may reduce LEDs' intensity and other performances, so keeping it away from heat source to get good performance is necessary.

Storage

1. Before opening original package, it is recommended to store them in the following environment:
Temperature: 5°C~30°C Humidity: 85%RH max.
2. After opening original package, the storage ambient for the LEDs should be in 5~30°C temperature and 60% or less relative humidity.
3. In order to avoid moisture absorption, it is recommended that the LEDs that out of the original package should be stored in a sealed container with appropriate desiccant, or in desiccators with nitrogen ambient.
4. The LEDs should be used within 168hrs (7 days) after opening the package. Once been mounted, soldering should be quick.
5. If the moisture absorbent material (silica gel) has faded away or the LEDs stored out of original package for more than 168hrs (7 days), baking treatment should be performed using the conditions: 60°C at least 24 hours.

Part No.: JSL-5730WWC

ESD (Electrostatic Discharge)-Protection

A LED (especially the Blue、 White and Green product) is an ESD sensitive component, and static electricity or power surge will damage the LED. ESD-damaged LEDs will exhibit abnormal characteristics such as high reverse leakage current, low forward voltage, or “no light-up” at low currents, etc.

Some advice as below should be noticed:

1. A conductive wrist strap or anti-electrostatic glove should be worn when handling these LEDs.
2. All devices, equipment, machinery, work tables and storage racks, etc. must be properly grounded.
3. Use anti-static package or boxes to carry and storage LEDs. And ordinary plastic package or boxes is forbidden to use.
4. Use ionizer to neutralize the static charge during handling or operating.
5. All surfaces and objects within 1 ft close to LEDs measure less than 100V.

Cleaning

Use alcohol-based cleaning solvents such as IPA (isopropyl alcohol) to clean LEDs if necessary.

Soldering

1. Soldering condition refer to the draft “Soldering Profile Suggested” on page 1.
2. Reflow soldering should not be done more than 2 times.
3. Manual soldering is only suggested on repair and rework. The maximum soldering temperature should not exceed 300°C within 3 sec. And the maximum capacity of soldering iron is 30W in power.
4. During the soldering process, do not touch the lens at high temperature.
5. After soldering, any mechanical force on the lens or any excessive vibration shall not be accepted to apply, also the circuit board shall not be bent as well.

Others

1. The LEDs described here are intended to be used for ordinary electronic equipment (such as office equipment, communication equipment and household applications).Consult CMH’s Sales in advance for the applications in which exceptional reliability is required, particularly when the failure or malfunction of the LEDs may directly jeopardize life or health. (such as in aviation, transportation, traffic control equipment, medical and life support systems and safety devices).
2. The light output from the high luminous intensity LEDs may cause injury to human eyes when viewed directly.
3. The appearance and specifications of the product may be modified for improvement without prior notice.